



OECD DEVELOPMENT CENTRE

Working Paper No. 252

**ANGEL OR DEVIL?
CHINA'S TRADE IMPACT ON LATIN
AMERICAN EMERGING MARKETS**

by

Jorge Blázquez-Lidoy, Javier Rodríguez and Javier Santiso

Research programme on:
Asian Drivers and their Impact on Development



DEVELOPMENT CENTRE WORKING PAPERS

This series of working papers is intended to disseminate the Development Centre's research findings rapidly among specialists in the field concerned. These papers are generally available in the original English or French, with a summary in the other language.

Comments on this paper would be welcome and should be sent to the OECD Development Centre, 2, rue André Pascal, 75775 PARIS CEDEX 16, France; or to dev.contact@oecd.org. Documents may be downloaded from: <http://www.oecd.org/dev/wp> or obtained via e-mail (dev.contact@oecd.org).



THE OPINIONS EXPRESSED AND ARGUMENTS EMPLOYED IN THIS DOCUMENT ARE THE SOLE RESPONSIBILITY OF THE AUTHOR AND DO NOT NECESSARILY REFLECT THOSE OF THE OECD OR OF THE GOVERNMENTS OF ITS MEMBER COUNTRIES

CENTRE DE DÉVELOPPEMENT DOCUMENTS DE TRAVAIL

Cette série de documents de travail a pour but de diffuser rapidement auprès des spécialistes dans les domaines concernés les résultats des travaux de recherche du Centre de développement. Ces documents ne sont disponibles que dans leur langue originale, anglais ou français ; un résumé du document est rédigé dans l'autre langue.

Tout commentaire relatif à ce document peut être adressé au Centre de développement de l'OCDE, 2, rue André Pascal, 75775 PARIS CEDEX 16, France; ou à dev.contact@oecd.org. Les documents peuvent être téléchargés à partir de: <http://www.oecd.org/dev/wp> ou obtenus via le mél (dev.contact@oecd.org).



LES IDÉES EXPRIMÉES ET LES ARGUMENTS AVANCÉS DANS CE DOCUMENT SONT CEUX DE L'AUTEUR ET NE REFLÈTENT PAS NÉCESSAIREMENT CEUX DE L'OCDE OU DES GOUVERNEMENTS DE SES PAYS MEMBRES

Applications for permission to reproduce or translate all or part of this material should be made to:
Head of Publications Service, OECD
2, rue André-Pascal, 75775 PARIS CEDEX 16, France

© OECD 2006

TABLE OF CONTENTS

ACKNOWLEDGEMENTS.....	4
PREFACE	5
RÉSUMÉ.....	7
ABSTRACT	7
I. INTRODUCTION.....	9
II. THE EMERGENCE OF CHINA AS A GLOBAL TRADE PLAYER.....	13
III. THE TRADE STRUCTURE OF CHINA	15
IV. THE SHORT-TERM COSTS: THE CHINESE TRADE COMPETITION.....	17
V. THE SHORT-TERM OPPORTUNITIES: CHINA'S STRONG DEMAND	24
VI. THE CHINESE IMPACT ON TRADE IN THE LONG TERM.	28
VII. CONCLUSIONS	32
APPENDIX I. TRADE COMPETITION BETWEEN CHINA AND LATIN AMERICA	37
APPENDIX II.....	42
BIBLIOGRAPHY	43
OTHER TITLES IN THE SERIES/ AUTRES TITRES DANS LA SÉRIE.....	47

ACKNOWLEDGEMENTS

We are indebted to Santiago Sanz, Juan Antonio Rodríguez and Luciana Taft for their technical support and useful comments. We are also grateful to José María Alvarez Pallete, Claustre Bajona, Jean Christophe Bas, Dominique Bocquet, Guillermo Calvo, Eliana Cardoso, Luis Miguel Castilla, Carlos Elizondo, Barry Eichengreen, Antoni Estevadeordal, Albert Fishlow, Ernesto Gaba, Alicia García-Herrero, Andrea Goldstein, Ricardo Hausmann, Bert Hofman, Louka Katseli, Nathaniel Karp, Sanjay Lall, Richard Lapper, Nicholas Lardy, Bénédicte Larre, Eduardo Lora, Ya Lan Liu, Osmel Manzano, Diane McCollum, Alejandro Micco, Charles Oman, Jim O'Neill, Luisa Palacios, Mixin Pei, Guillermo Perry, Nicolas Pinaud, Helmut Reisen, Germán Ríos, Dani Rodrik, and David Taguas, for helpful documentation, suggestions and discussions.

PREFACE

This Working Paper is part of a major initiative from the Development Centre to study the impact of the “Asian Drivers” (China and India) on other developing countries in Africa, Asia and Latin America. This process culminated in the March 2006 conference organised by the OECD Development Centre that brought together experts from OECD and non-OECD countries.

China’s economic boom is a major global change. That the emergence of China is not new, is underlined by Angus Maddison in his seminal works for the Development Centre¹. At the beginning of the 19th Century China still represented nearly a third of world GDP before losing ground. Over the past decade, however, the Middle Kingdom has experienced accelerated expansion. While this emergence is perceived both as a threat to and as an opportunity by other developing countries, in the Latin American context China looks more like a “trade angel” and a “helping hand” as well as being an outlet for huge amounts of commodities from the region. China’s trade impact on Latin America is positive, both directly, through a boom of exports and indirectly, through better terms of trade.

The emergence of China, this paper makes plain, is also a challenge for Latin American countries. It reinforces the urgent case for more reforms, in particular in the area of infrastructure, to maintain the continent’s comparative advantage. For those that are benefiting from the Chinese boom, the major policy challenge will be to capitalise on the Chinese windfall without being pushed into to a raw materials corner and to remain integrated in the value chain of global production.

This paper presents empirical and detailed evidence of the trade impact of China on Latin America, and finds that it is one of the regions that stands to benefit most from the emergence of this new global player. The authors emphasise the need for the region to capitalise on this windfall in a more active way. If this opportunity for Latin America is to be seized and the region is to draw the maximum benefits from its traditional endowments, its economies will need to move more actively and rapidly towards more value-added industries and avoid mere dependence on raw materials exports.

1. See Maddison, A (2003), *The World Economy: Historical Statistics*, Development Centre Studies, OECD, Paris; Maddison, A (2001), *The World Economy: A Millennial Perspective* Development Centre Studies, OECD, Paris; and Maddison, A (1998), *Chinese Economic Performance in the Long Run*, Development Centre Studies, OECD, Paris, 1998.

Beyond this Chinese impact on Latin America, what is also emerging is a more promising and structural relationship being built between Asia and Latin America. The economic ties between the two regions were already strong, but the emergence of China and India is a major change in the scale of these relations. For Europe and the United States this is also a wake-up call.

Louka T. Katseli
Director
OECD Development Centre
June 2006

RÉSUMÉ

L'économie de la Chine s'est développée à pas de géants, en progressant de manière spectaculaire depuis qu'elle a commencé à s'ouvrir aux investissements étrangers et s'est réformée en 1978. Tout au long des 25 dernières années et suite à une longue période d'autarcie économique, le pays s'est imposé en tant qu'acteur majeur du commerce mondial. Son adhésion à l'Organisation Mondiale du Commerce (OMC) en 2001 a été un événement de taille. Ainsi, la Chine représente à la fois une menace et une opportunité pour les marchés émergents d'Amérique latine. En moyenne et en dépit de certaines exceptions, l'Amérique latine fait partie des gagnants de l'intégration globale de la Chine. Ce document étudie les structures d'importation et d'exportation de la Chine, en s'appuyant sur une base de données composée de 620 biens. Deux indices de compétitivité commerciale ont été élaborés afin de comparer les impacts de la Chine sur 34 économies tout au long de la période 1998-2004, 15 d'entre elles étant des économies latino-américaines. De manière générale, les résultats confirment qu'il n'y a pas de concurrence importante entre la Chine et l'Amérique latine. Mais l'émergence de la Chine appelle aussi les pays latino-américains à se réveiller. Si la région souhaite maintenir ses avantages comparatifs, d'autres réformes sont nécessaires, en particulier au niveau des infrastructures.

ABSTRACT

China's economy has expanded by leaps and bounds, with dazzling progress since it first opened to foreign investment and reform in 1978. Over the last 25 years and after a long period of economic autarky, the country has emerged as a major player in world trade. Its accession to the World Trade Organisation (WTO) in 2001 was a milestone. China presents both a threat and an opportunity for Latin American emerging markets. On average and despite some exceptions, Latin America is a clear trade winner from Chinese global integration. This contribution studies China's exporting and importing structure, using a database of 620 different goods. It builds two indices of trade competition to compare Chinese impacts over 1998-2004 on 34 economies, of which 15 are Latin American. The results generally confirm that there is no relevant trade competition between China and Latin America. Not surprisingly, countries that export mainly commodities face lower competition, because China is a net importer of raw materials. But the

emergence of China is also a wake-up call for Latin American countries. More reforms are needed, especially in infrastructures if the region wishes to maintain its comparative advantages. Latin America will have also to deal with the Chinese bonanza. The dark side of this windfall is the risk of being stuck out of the global value chain in a raw material corner.

I. INTRODUCTION²

Over the past two decades, China has become a major global economic player. In less than twenty years, its GDP has grown at an impressive rate of nearly 9.5 per cent according to official figures³ and its share of world trade has jumped from a meagre 1 per cent to more than 6 per cent. China's economic integration in the world economy is, already, one of the major events of the past decades. In 2003, it became the sixth largest economy in the world, at market exchange rate⁴, the fourth largest global trader and the major recipient of foreign direct investment in the world. If its growth of trade holds, soon China will emerge as the third largest trading economy in the world, overcoming for the first time Japan and ranking behind the United States and Germany.

As underlined by almost all Wall Street analysts, China's emergence has become the issue of the decade. Messianic terms became *de rigueur* when discussing the country's 1.3 billion consumers. Goldman Sachs predicts that by 2040 China will overtake America as the world's

-
2. Jorge Blázquez is Advisor in the Economic Bureau of Spanish Prime Minister (formerly, while conducting this research, Senior Economist at BBVA Research Department). Javier Santiso is Chief Development Economist and Deputy Director of the OECD Development Centre (previously Chief Economist for Latin America and Emerging Markets at BBVA Research Department). Javier Rodríguez is Economist at BBVA. Contact E-Mail: javier.santiso@oecd.org. This paper has been presented at the Centre for Latin American Studies of Georgetown University, Washington DC, October 4th 2004; at the Institute for Latin American Studies of Columbia University, New York, October 6th 2004; at the conference co-organized by The World Bank and Deutsche Bank, "Asia and Latin America: Opportunities and Challenges - The World Bank Ninth LAC Meets the Market Conference", New York, October 26th 2004; at the 9th LACEA Meeting, San José, Costa Rica, 4-6 November 2004; at the Corporación Andina de Fomento, Caracas, December 1st 2004; at the OECD Development Centre, Paris, January 21st 2005; at the Inter-American Development Bank 2005 Annual Meeting, Official Seminar on "Latin America and Asia in the world economy: Towards more interregional economic linkages and cooperation", Okinawa, April 8th 2005; and at the Annual Bank Conference on Development Economics – Europe organized by The World Bank, Amsterdam, 23-24 2005, at the Annual Bank Conference on Development Economics organized by The World Bank, Tokyo, 29-30, May 2006.
 3. Uncertainties about Chinese statistics abound. In 2003, for example, the official GDP growth rate was of 9.1 per cent but almost all economists following China suspected that figure was over 11 per cent. On the contrary, Alwyn Young from Chicago University, estimated that the GDP growth over the period 1978-98 was 1.7 points of percentage below the official one.
 4. China is the second largest economy at Power Purchasing Parity (PPP) behind the USA.

biggest economy⁵. Much of the analysis might be overly optimistic, inviting some analysts to wonder if China's growth surge was being driven by an investment bubble while others ring the bell of a hard-landing or worried about the Chinese currency peg⁶ and the banking system⁷. According to other analysts, China's developing capitalism is not solidly based on law, respect for property rights and free markets. Finally, it is unclear if Chinese public banks allocate their capital according to capitalist economic criteria and, then, if they are quite vulnerable to negative shocks. But what is pretty evident is the rush to the (Chinese) gold experienced nearly in all markets. This is the case for example in bond markets with Chinese bond issuances. By mid-October 2004, China issued a 1 billion euro 10-year bond that has been more than four times oversubscribed by large European investors ranging from Finnish pension funds to Italian asset managers. The spreads of 50-60 basis points over US Treasuries were largely comparable to the ones of Chilean investment grade and even to the ones of developed countries like the 20 basis points paid by the Kingdom of Spain the same week of the issuance.

Whatever the statements, the appetite of foreign investors to the Chinese *gold mines* has become also impressive. Economic historians would, however, blend this Chinese boom and emergence, suggesting that it's not totally new or without precedents⁸. China was already the largest economy for much of recorded history and until the 15th century China had the highest income per head of the world. In 1820, it had even already been overtaken by Europe long before in terms of GDP per person, it still accounted for 30 per cent of world GDP. As is also underlined by the IMF, the recent Chinese experience can easily be compared to that of Japan or the Asian emerging economies and, indeed, China's share of world trade is still far below that of Japan for example (IMF, 2004). That study emphasises that China's rising share in the world output and economic integration is already having significant impacts all around the world. This is the case

-
5. Goldman Sachs had an aggressive strategy to enter in China over the past years. This US based global investment bank runs its business in the Asia Pacific region with an office in Hong Kong, China as headquarters. Goldman Sachs also has offices in Beijing and Shanghai for China business contacts. In Asia, it employs over 1000 people and 150 of them are dealing with China businesses. See on Goldman Sachs challenges in China Yao, Dhar, Iskenderov, Li, and Tolan (2003). "Goldman Sachs' China HR Challenges", Norwegian School of Economics MIB Paper (unpublished).
 6. The worries about the Chinese currency intensified during 2003-04, an electoral year in the US (Eichengren, March 2006).
 7. On the Chinese banking system, see Deutsche Bank study (Deutsche Bank, 2004) and also Bank of Spain mimeo (Banco de España, April 2004). Over the past two decades, the rush of foreign banks into the Chinese financial system has also intensified, reflecting the deeper trade relations between China and the world. HSBC, Citigroup, Scotia, Crédit Lyonnais and BNP Paribas are among the foreign commercial banks with the highest representation. Among the investment bankers, the most active are Goldman Sachs, Morgan Stanley, Deutsche Bank, JP Morgan, UBS and CSFB. In 2003, investment banks shared more than \$200 million in fees for IPOs of China-based companies according to estimates by Dealogic releasing by the *Financial Times* (an amount however not enough to compensate them for their expenditure).
 8. See the study of Angus Maddison for the OECD Development Centre (Maddison, 1998) for an historical perspective on Chinese economy and the papers of Carol Shiue and Wolfgang Keller released in 2004.

for Asia (Ahearne, Fernald, Lougnai and Schindler, 2003) but also for far more remote areas of the world as, for example, Latin America.

The growing impact of China on Latin America has raised the interest of major institutions involved in Latin America. As its Asian counterpart (Lin, 2004; Lall and Weiss, 2004), the Inter-American Development Bank (IADB), for example, has multiplied studies on the Chinese impact on Latin America (see, for example Lora, 2004a) and has developed a dense research network and agenda to encourage research between Asia and Latin America⁹. In the Annual Meeting of the IADB in Lima, the candidacy of China as a new member of the institution has been made official and the 2005 annual meeting was scheduled in Japan. On 1 October 2004, the IADB organised a major event on China and Latin America in Washington, in co-operation with the Asian Development Bank, and published an extensive report (IADB, 2004). As underlined by one of the panellists and also the President of the IADB, Enrique Iglesias, it was the first time in the history of the institution that such event took place.

BBVA, a major European bank with a large Latin American franchise, also published several studies trying to assess the impact of China on the region. In its monthly review, *Latinwatch*, BBVA published two issues where China's impact on the region was studied. On the one hand, *Latinwatch* (June 2003) published an article entitled "Mexico and China in World Trade". That article suggested that the emergence of China as a trade global player was a negative event for Mexico. On the other hand, *Latinwatch* (April 2004) included another article on China and Argentina, "China's Economic Potential and Opportunities for Argentina". The results for Argentina were just in the opposite direction as those for Mexico. The fact that the same review published two case studies with contradictory results is, at least, surprising. The perception about the impact of the emergence of China on Latin America seems therefore to be rather contradictory. On the one hand, Chinese very low labour costs and, then, strong competitiveness is a risk for other economies. On the other hand, China's enormous domestic market presents an opportunity. Is China an angel or a devil for Latin America?

In this paper, we assess the trade impact of China on Latin America derived from the emergence of China as a global player. In fact, this paper is in the line of Rumbaugh and Blancher (2004). That paper studies risks and opportunities of China's emergence, but on a global scale. Unfortunately, Rumbaugh and Blancher (2004) exclude Latin America. Most of the studies on Chinese trade impact on emerging markets tend to concentrate on Asia where China's exports tend to crowd out the exports of other Asian countries as stressed by Eichengreen *et al.* (2004). In fact, much of the increase in America's imports from China has been at the expense not of countries like Mexico or central America (protected by proximity) but by Asian economies like Japan or other emerging ones of the area. For example, back to the 1980s, by 1988, nearly 60 per cent of the American shoe imports came from South Korea or Chinese Taipei, compared to a meagre 2 per cent from China. By 2003, China had a share of more than 70 per cent while US imports from South Korea and Chinese Taipei faded away.

This Chinese trade emergence as a global player is in many ways exceptional by its speed and depth. China is already a much more open economy than most of emerging markets. In

9. See LAEBA web site: <http://www.laeba.org/index.cfm>

2004, the sum of exports and imports of goods and services is likely to reach more than 70 per cent of GDP while in the US, Japan or Brazil is 30 per cent or less (the Chinese trade performance is however comparable to some Latin American countries such as Chile or Mexico with ratios of 60-65 per cent, comparable also to some developed countries like Spain). The growth trend seems also sustainable over the medium term driven both by external and internal demand. According to Soler (2003) trade growth will be accompanied by a 1 per cent yearly productivity growth in China between 2003-2012 that leads us to think that current Chinese growth is sustainable in the medium term. Probably, the rate of growth will decelerate as China develops, but it will still be significant. This paper assesses the impact of growth and trade not only in the short term, but also in the long term.

The paper is structured in the following way: Section II insists on the emergence of China as a global trade player; Section III is about the trade structure of China; Section IV focuses on Chinese trade competition. Section V is centred on trade opportunities from strong China's demand and deals with geographical aspects and its impact on trade with China. Section VI is about China's impact in the long term. And finally, we will draw our main conclusions.

II. THE EMERGENCE OF CHINA AS A GLOBAL TRADE PLAYER

China's progress since it first opened to foreign investment and reform in 1978 has been dazzling. The average annual GDP growth rate reached more than 9.5 per cent during the period 1978-2005¹⁰. Over the last 20 years, and after a long period of economic autarky, the country emerged as a major player in world trade. In this context, China's accession into the World Trade Organisation (WTO) in December 2001 could be considered as a milestone. During those years, China significantly reduced its tariffs and progressively joined global trade. Nowadays, the weighted average tariff is 6.4 per cent vs. 40.6 per cent 10 years ago.

Table 1. Chinese Tariffs

	Unweighted average	Weighted average	Dispersion (standard deviation)	Maximun
1982	55.6
1992	42.9	40.6	...	221.0
1997	17.6	16.0	13.0	121.6
2002	12.3	6.4	9.1	71.0

Source: based on *World Economic Outlook* (2004).

In this process of commercial opening, the Chinese share in the global market grew quickly. However, when compared to some Latin American countries, China's growth rate for exports looks less impressive in relative terms. During the 90s for example, countries such as Mexico, Chile or Costa Rica, have seen registered a growth rate of exports more impressive than China during the same period (Lora, 2004b). The positive evolution of exports allowed China to gain market share in developed markets. By definition of market share, this gain was achieved at the expense of other economies.

Table 2. Chinese Exports Market Shares in Major Markets

	1960	1970	1980	1990	2000	2002
Japan	0.5	1.4	3.1	5.1	14.5	18.3
USA	0.5	3.2	8.6	11.1
EU	0.8	0.6	0.7	2.0	6.2	7.5

Source: based on *World Economic Outlook* (2004).

10. See on this performance and its sustainability, Yifu Lin (2004); Zijian Wang and Wei (2004).

This is one of the reasons why China is perceived by most emerging countries as a tough trade competitor¹¹. Some countries even blame China for the poor performance of their exports in recent years¹². In fact, China is taking the place of other emerging countries in world markets. This negative perception increased after 2001 when, finally, China joined the WTO. The accession to WTO opened up global markets to Chinese goods and it made even more obvious the Chinese ability to compete successfully in those markets. As a matter of fact, it is clear that there is strong competition between China and other economies, which specialise in exporting industrial goods with a relatively low added value. Then it is clear that in the short term, some costs will appear.

To ratify the perception, the share of China in world exports has increased rapidly over the last 20 years. In 1980 China amounted to 0.9 per cent of world exports and in 2002 China represented 5 per cent. In 2003, it reached nearly 6 per cent and by the end of 2004 China was becoming the world's third biggest exporter (after America and Germany). From 1990 to 2002, world exports grew around 90 per cent and Chinese ones around 425 per cent. This evolution of Chinese exports implies, by definition, that other countries are losing market share. It is clear that in the short term, some costs will appear. China can produce goods of low added value at a very low cost. The reason is that there is a labour force relatively more abundant in China than in other economies. For example, wages are four times lower in China than in Latin American countries (on average). On average, in 2002 the Chinese monthly salary in the manufacturing sector was \$112 while it was around \$440 in Mexico and \$300 in other urban *maquiladoras* districts of Central America such as Costa Rica, El Salvador or Panama. But all these facts might be interpreted, too naïvely, in an exclusively negative way.

On the positive side, we find that there are benefits to be had from trade with China. China has an enormous domestic market. The development of China will be accompanied by a flowering of its market. The emergence of China entails long-term benefits from trade. Developing countries like those of East Asia, which have established a strong trade and investment relation with China, could benefit from this process.

-
11. One indicator of this increasing competitive tension generated by the emergence of China is also the rising anti-dumping investigations against China. China became over the past years the top anti-dumping target, see (Chua and Prusa, April 2004).
 12. For example, the poor performance of the industrial sector in the United States of America, despite its significant economic growth during the period 2002-04, is attributed indirectly to China. There is an "off shoring" process and, in this context, US corporations are transferring their manufacturing activities to China, due to its low labour costs. In the same sense, some analysts claim that the poor performance of Mexican exports in recent years is due to China.

III. THE TRADE STRUCTURE OF CHINA

In order to analyse the short-term impact derived from the Chinese trade evolution, it is necessary to study first the exporting and importing structure of the country.

The first relevant point is that there is an enormous gap between exports and imports of goods. In fact, the difference between exports and imports is \$30.4 billion. But, as mentioned in the previous section, this feature of the Chinese trade balance should be a temporary characteristic. In other words, we expect a more sustainable trade balance in the long term.

For this section, we use the UNCTAD database¹³. This database considers 620 different goods, using the three-digit *Standard International Trade Classification*. But, for presentation purposes, we use the UNCTAD one-digit classification.

From the exports side, we find three key sectors in 2004: manufactured goods, machinery and transport equipment and, finally, miscellaneous manufactured goods. These three sectors add up to 87.4 per cent of total exports.

Table 3. Exporting Structure of China
(% of total exports)

	1998	1999	2000	2001	2002	2003	2004
Machinery & transport equipment	28.0	31.1	34.2	36.8	40.3	44.0	46.6
Miscellaneous manufactured goods	37.3	36.2	33.7	31.9	30.2	28.1	25.6
Manufactured goods	16.0	15.3	15.4	14.8	14.5	14.0	15.2
Chemicals products	5.4	5.1	4.6	4.7	4.5	4.2	4.2
Food & animals	5.8	5.4	4.9	4.8	4.5	4.0	3.2
Mineral fuel & lubricants	2.8	2.3	3.1	3.1	2.6	2.5	2.4
Commodities	2.1	2.1	1.9	1.9	1.8	1.6	1.6
Crude material (ex. Food & fuel)	1.7	1.8	1.6	1.4	1.2	1.0	0.9
Beverages & tobacco	0.5	0.4	0.3	0.3	0.3	0.2	0.2
Animal & vegetable oil/fat/wax	0.4	0.3	0.3	0.3	0.2	0.2	0.1

Source: Based on Intracen 2006.

We should highlight the impressive evolution of machinery and transport equipment. In 1998, this sort of merchandise amounted to 28 per cent of total exports. Six years later, it

13. This database can be found on line at www.intracen.org.

represented 46.6 per cent, i.e. an 18.6 points increase. On the contrary, miscellaneous manufactured goods are quickly reducing their share.

As far as imports are concerned, we find that manufactured goods, machinery and transport equipment and chemicals products are the relevant sectors. Thus, these add up to 69.2 per cent of total imports in 2004. The relatively similar structure of exports and imports suggests that a significant intra-industry trade is taking place. In fact, this evidence reflects that China has turned into a regional production centre and manufacturing point for re-exports.

Table 4. Importing Structure of China

	1998	1999	2000	2001	2002	2003	2004
Machinery & transport equipment	38.8	40.5	40.3	42.3	45.3	45.9	44.4
Manufactured goods	22.5	21.2	19.0	17.7	17.2	16.2	13.6
Chemicals products	13.8	13.8	12.7	12.4	12.3	11.1	11.2
Miscellaneous manufactured goods	7.8	7.3	6.1	7.7	7.6	8.6	9.4
Crude material (ex. Food & fuel)	7.5	7.6	8.8	9.0	7.6	8.2	9.8
Mineral fuel & lubricants	4.9	5.5	9.2	7.2	6.6	7.1	8.6
Food & animals	2.7	2.2	2.1	2.0	1.8	1.4	1.6
Commodities	1.1	1.5	1.4	1.3	1.2	1.0	0.9
Animal & vegetable oil/fat/wax	0.6	0.4	0.2	0.1	0.2	0.3	0.4
Beverages & tobacco	0.1	0.1	0.2	0.2	0.1	0.1	0.1

Source: Based on Intracen 2006.

As in the previous case, machinery and transport equipment is increasing rapidly. On the other hand, manufactured goods are losing weight in the importing structure. These data however do not reveal any information on Chinese advantages or disadvantages. To study the impact on other countries, a more detailed analysis is needed.

IV. THE SHORT-TERM COSTS: THE CHINESE TRADE COMPETITION

Even though we think that China will benefit from other emerging economies in the long term, some costs could arise in the short term. In particular, China is competing with other emerging economies in developing markets. In the case of Latin American countries, anecdotal evidence suggests that Mexico is a paradigmatic example of these short-term costs¹⁴.

In order to assess the short-term costs stemming from Chinese competition, we have built two indexes of trade competition. The aim of these indexes is to compare the exporting structure of China with those of other emerging economies in a particular period of time. If the exporting structure between two countries is quite similar, then trade competition is more likely.

These indexes are built using the UNCTAD database. The indexes are modified versions of the well-known coefficient of specialisation (CS) and coefficient of conformity (CC).

$$CS = 1 - \frac{1}{2} \sum_n \left| a_{it}^n - a_{jt}^n \right|$$

$$CC = \frac{\sum_n a_{it}^n a_{jt}^n}{\sqrt{\sum_n (a_{it}^n)^2 \sum_n (a_{jt}^n)^2}}$$

Where a_{it} y a_{jt} represents the share of good "n" in total exports of country "i" in period "t". In this case, one country will always be China and other selected economy. If two countries (i,j) have exactly the same exporting structure, then both indexes are equal to 1. In this case, the potential trade competition is high. On the contrary, both indexes equal 0 if there is no coincidence. We build two indexes, instead of one, to make sure that our results are consistent¹⁵. We calculate CS and CC, comparing Chinese competition with 34 economies of which 15 are Latin American countries. The period is 1998-2004. Obviously, we calculate CS and CC for each year.

14. See, for example, "El Ataque del Dragón" ("The Attack of the Dragon"), (December 26th, 2003), *America Economía.com* (www.americaeconomia.com) and "Challenges From China Spur Mexican Factories to Elevate Aspirations", (March 5th, 2004), *Wall Street Journal*.

15. The correlation between both indexes is 0.94. This figure shows that both indexes report the same information.

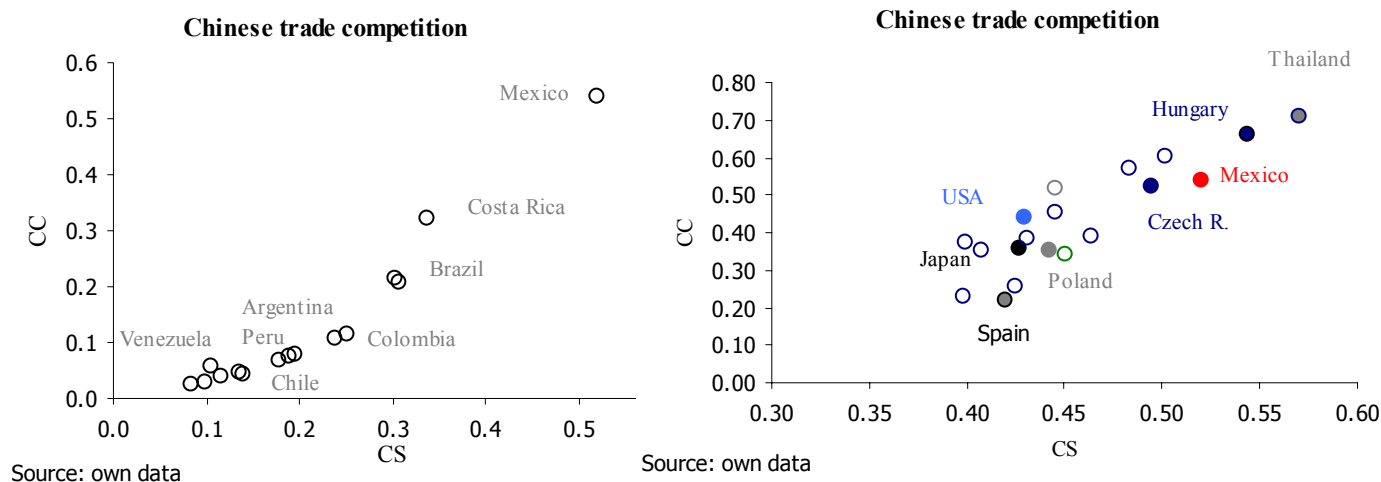
To sum up, the exporting structure of China is compared to that of 34 countries. This comparison is carried out for seven different years (1998-2004). Finally, we use two different indexes for each year. To present the results in the simplest way, we aggregate the previous information. The final figure, which we name as CI, is the arithmetic average of both indexes (see table below).

Table 5. Chinese Trade Competition 2003

	CS*	CC*	CI*	CI 2002**
Paraguay	0.08	0.02	0.05	0.07
Venezuela	0.10	0.03	0.06	0.10
Bolivia	0.12	0.04	0.08	0.11
Panama	0.11	0.06	0.08	0.11
Chile	0.14	0.04	0.09	0.11
Honduras	0.14	0.05	0.09	0.13
Russia	0.15	0.06	0.10	0.12
Uruguay	0.18	0.07	0.12	0.17
Peru	0.19	0.08	0.13	0.17
Argentina	0.20	0.08	0.14	0.17
Guatemala	0.24	0.11	0.17	0.16
Colombia	0.25	0.12	0.18	0.20
El Salvador	0.31	0.21	0.26	0.25
Brazil	0.30	0.21	0.26	0.28
Pakistan	0.30	0.26	0.28	0.32
Slovakia	0.40	0.23	0.31	0.33
Spain	0.42	0.22	0.32	0.34
Costa Rica	0.34	0.32	0.33	0.29
India	0.42	0.25	0.34	0.38
Japan	0.41	0.35	0.38	0.38
Philippines	0.40	0.37	0.39	0.33
Bulgaria	0.43	0.36	0.39	0.41
Croatia	0.45	0.34	0.40	0.42
Poland	0.44	0.35	0.40	0.46
Turkey	0.43	0.38	0.41	0.49
Indonesia	0.46	0.39	0.43	0.42
USA	0.43	0.44	0.44	0.44
Romania	0.45	0.45	0.45	0.52
Singapore	0.45	0.52	0.48	0.43
Czech R.	0.50	0.52	0.51	0.43
Malaysia	0.48	0.57	0.53	0.46
Mexico	0.52	0.54	0.53	0.50
Korea	0.50	0.60	0.55	0.48
Hungary	0.54	0.66	0.60	0.55
Thailand	0.57	0.71	0.64	0.57

*Average 2002-2004 **Average 2000-2002.

Source: Own data, 2006.



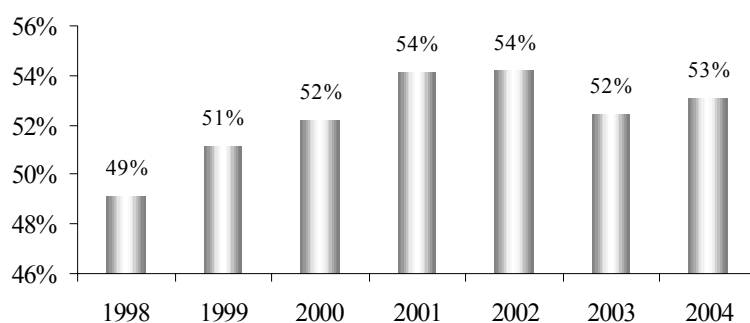
The results are quite interesting. Figures are relatively low for all Latin American economies except Mexico. In general terms, the results suggest that there is no trade competition between China and Latin America. As shown in Appendix I, this trade competition is even decreasing rather than increasing over the recent period of time. Not surprisingly, countries that export mainly commodities face lower competition. This is an expected result since China is a net importer of raw materials. Paraguay, Venezuela, Bolivia and Panama are those that exhibit the lowest figures among 34 selected economies, i.e. those are the countries that suffer less from Chinese trade competition. Brazil could be considered as an intermediate case between Mexico and Venezuela.

When we compare Latin America to other emerging countries, and particularly those located in Asia, we observe that Chinese competition is not a problem in general terms. Thus, we might conclude that there are few, if any, short-term trade costs for Latin America, if any, from the trade point of view. In fact, most Latin American countries are witnessing a tremendous increase in their exports to China. Over the past years, China has, for example, become Brazil's fastest-growing export market, purchasing 80 per cent more from Brazil in 2003 than in 2002. Bilateral trade has more than quadrupled over the past four years. Five commodities – soybeans, iron ore, steel, soy oil and wood – accounted for 75 per cent of Brazil's exports to China last year. China bought 6.2 per cent of Brazil's \$73 billion of exports in 2003, up from a level of 1.4 per cent in 1999. Some big Brazilian companies such as Aracruz, Latin America's largest wood pulp maker, had more than doubled its sales to China in the past two years to 12 per cent of the company's exports¹⁶. Another issue for Brazil is in dynamic terms. China will continue to expand its exports over the next decades, gaining market share in third markets in new products. From this perspective, as underlined by Brazilian economists (Paiva de Abreu, 2005), some Brazilian sectors such as iron and steel products might be affected by Chinese competition in the medium term. In a more long-term perspective, the automobile industry may also become an issue.

16. In May 2004, Brazilian President Luiz Inacio Lula da Silva took with him more than 400 executives to China, the biggest Brazilian official delegation to realize a trade trip.

Mexico is, clearly, another story. The results hint at Mexico facing strong commercial competition¹⁷ In fact, only Korea, Hungary and Thailand suffer from tougher potential competition. In this case, anecdotal evidence backs formal analysis. Even more, Chinese trade competition increases over time, as our synthetic index (CI) points out¹⁸.

Chinese commercial competition with Mexico



Source: own data

Our analysis suggests that China could jeopardise some Mexican exports in foreign markets. Again, some anecdotal evidence supports this point. The largest market for Mexican exports is, by far, the United States of America (US). Thus, the US market absorbed 89 per cent of Mexican exports in 2002¹⁹. In 2003, and according to the US *Bureau of Economic Analysis* (BEA), the market share of China was 12.1 per cent, beating Mexico for the first time in its history. In fact, the Mexican share in the US market decreased to 11 per cent from 11.6 per cent in 2002. Berges (2004) studies in detail these trends.

Mexico specializes in IT and consumer electronics, electronic components, clothing, transport equipment and miscellaneous manufacturing, according to the Balassa index²⁰. This index measures the revealed comparative advantage according to the Balassa formula. This index compares the share of a given sector in national exports with the share of this sector in world exports. If this index is above 1 then the country is specialised in that sector. Finally, there are 14 different sectors.

On the contrary, China is specialised in IT and consumer electronics, electronic components, clothing, miscellaneous manufacturing, textiles, basic manufactures and leather products. Then, China and Mexico specialise in similar sectors. From the Mexican point of view, transport equipment is the only one in which China's competition is not relevant.

17. Soler (2003) reaches the same conclusion: China jeopardises Mexican exports. But the final impact on Mexico depends not only on trade competition, but also on the evolution of capital flows.

18. For other countries, see Appendix I.

19. The source is *LatinFocus*, March 2004.

20. This information is available on line at www.intracen.org.

Table 6. Specialisation Index (Balassa)

	China 2002	China 2004	Mexico 2002	Mexico 2004
Wood products	0.45	0.43	0.26	0.26
Leather products	3.70	3.34	0.34	-
Chemicals	0.46	0.42	0.35	0.34
Processed food	0.57	0.47	0.57	0.56
Textiles	2.43	2.39	0.53	0.49
Minerals	0.29	0.28	0.83	1.06
Basic manufactures	1.01	0.96	0.76	0.69
Non-electronic machinery	0.52	0.52	0.82	0.84
Fresh food	0.77	0.68	0.69	0.80
<i>Miscellaneous manufacturing</i>	1.59	1.48	1.08	1.07
Transport equipment	0.25	0.27	1.43	1.34
<i>Clothing</i>	3.65	3.46	1.39	1.29
<i>Electronic components</i>	1.04	1.04	1.49	1.53
<i>IT & Consumer electronics</i>	2.00	2.43	1.81	1.75

Source: Own data based on Intracen 2006.

Some economists argue that the Mexican exporting model could be at risk. In 1994, the North American Free Trade Agreement (NAFTA) came into force. Mexico specialised in manufactures of low value added, i.e. *maquilas*. China can also produce these kind of goods, but at a lower cost. Labour force is relatively more abundant in China than in Latin America. As mentioned before, wages are four times lower in China than in Latin American countries (on average). In addition, China's authorities foster these sort of labour-intensive industries through their 'One-Stop Shop Programme'. This programme grants tax exemptions and technical assistance. The adhesion to WTO gave China accession to the US market.

The current exporting structure of Mexico will probably change because of Chinese competition. For example, Singapore, Chinese Taipei and South Korea are already changing their exporting structure. These countries are reducing their exports of manufactured goods, machinery and transport equipment. On the other hand, chemical products and energy production (gas, oil and electricity) are gaining weight in the structure of exports of the aforementioned countries.

Nevertheless, it is difficult to foresee the direction of the change in the case of Mexico and to assess the future impact of China if we take into account other dimensions than only production and labour costs. There is clearly a competitive advantage that Mexico has in comparison to China: distance to the US. Economists have been insisting on the related issues of transport costs and trade costs in order to capture the penalty of distance (see Hummels, 2001a). Distance also introduces delays into completion of trades, freight and transaction costs. However, as argued by Harrigan and Venables (2004), and Hummels (2001b), an important element of the cost of distance in trade issues is also time, that is the time taken in delivering final and intermediate goods. Time costs are not only a quantitatively important aspect of proximity but quality also matters in terms of synchronization of activities, delivering issues, thus creating

incentives for clustering activities. Probably one aspect to consider for Mexico, would be to identify sectors and products where this issue of distance and time are key comparative and competitive assets.

In a detailed study, Evans and Harrigan (May 2003) developed a theoretical model where timely delivery matters and products are therefore developed near the source of final demand, making wages higher as a result. In their model, timely delivery is a key asset because it allows retailers to respond quickly and efficiently to fluctuating final demand without holding costly inventories, and timely delivery is only possible where location is near final demand. This theoretical model is consistent with empirical examples and trends during the 1990s that witnessed some shifts in the location of production away from lower-wage based producers such as China towards higher-wage locations such as Mexico. This shift occurred, for example, in the sourcing of US apparel and it is concentrated precisely on goods where timeliness is essential. Based on detailed empirical data from a major department store, they found strong evidence that nearby producers are specialised in goods where time and timeliness matters, as predicted by their theoretical model.

One can argue that for Mexico working on reducing trade costs could bring back a strategic advantage for the NAFTA country as trade costs have become much more important than production costs (Deardoff, February 2004). Some studies find a modest decrease in the elasticity of trade to distance, though most of them point to no or little change, and more surprisingly to a modest increase (Disdier and Head, January 2004), while gravity equation estimates from panel data over long temporal horizons tend to find an increase (Brun *et al.*, 2005). According to the estimates of Anderson and van Wincoop (2003), trade costs are on average nearly twice as large as production costs. This implies that trade costs are significant determinants of comparative advantage, perhaps even more than production costs where China has its competitive advantage.

In fact, and contrary to conventional wisdom, the effect of distance on trade has not decreased but rather increased over the past decades (for a survey, see Anderson and van Wincoop, April 2004). Hummels (1999) provided evidence, using detailed data on shipping costs that ocean freight rates have in fact increased while US air cargo rates indicate large cost reductions between 1955 and 1997 (a result confirmed for overland US transport costs by Glaeser and Kohlhase, July 2003). So the reduction of transport costs does not seem to be uniform over time. In fact, as shown by Berthelon and Freund (November 2003) there has been a significant and increasing impact of distance on trade in more than 25 per cent of the nearly 770 industries studied, that is in more than 30 per cent of trade, and there are almost no industries for which distance has become less important. Carrère and Schiff (December 2003) reached a similar conclusion examining the level and evolution of distance of countries' trade over time. They found that the distance of trade (DOT), an indicator of a country's proximity to the world centre of economic activity, declined over time for a majority of countries with the exception of the US during the period 1962-2000. In other words, countries (still) benefit from proximity to the centre of world activity while others are penalized for being far from it. In a systematic survey of empirical research on how distance effects have fallen or not over time (856 distance effects

examined in 55 papers), Disdier and Head, in the previous mentioned paper, found that the negative impact of distance on trade is not shrinking but increasing over the last century.

Another issue for Mexico, and also other Latin American countries, will be to reduce transport costs and boost infrastructure efficiency. For most Latin American countries, transport costs are even greater barriers to US markets than import tariffs²¹. In a detailed analysis of shipping costs to the US market, using a database of more than 300 000 observations per year on shipment products, Clark, Dollar and Micco (2004) found that port efficiency is an important determinant of shipping costs²². This is a relevant issue as with the lowering of average tariff barriers, both in Asia and in Latin America, the relative importance of transport costs as a determinant of trade has increased. When Mexico is excluded, Latin American average freight costs are similar or even in some cases higher than the Asian competitor.

For some countries, such as Chile or Ecuador, transport costs exceed by more than 20 times the average tariffs they face in the United States. Lowering transport costs, and therefore increase infrastructure efficiency, could boost trade performance of Latin American exporters²³. Focusing on the effects of port efficiency on transport costs, Clark *et al.* found that improving port efficiency from the 25th to 75th percentiles will reduce shipping costs by more than 12 per cent. In the case of Mexico, which benefits from US proximity, an improvement in port efficiency to the levels observed in countries such as France or Sweden will reduce transport costs by around 10 per cent. In the case of Brazil or Ecuador, it would reduce their maritime transport costs by more than 15 per cent according to the estimates of the authors. As Latin America is an area perceived as having some of the least efficient ports and is also a region with significant problems at customs levels with median delay in clearing customs of 7 days (the worst performers being Ecuador and Venezuela with respectively 15 and 11 days), high costs of handling containers inside ports and important organised crime activity in seaport infrastructure, there is clearly room for manoeuvre in order to make improvements. All in all, an improvement in port efficiency from 25th to 75th percentiles will reduce shipping costs by more than 12 per cent, which would be equivalent to 5 000 miles in distance according to the estimates of the authors.

21. In this sense, the Panamá-Puebla highway — a new infrastructure project — could generate a significant increase of trade among Central American countries, Mexico and the US.

22. They also show that distance matters and that it has a significant (1 per cent) positive effect on transport costs: a doubling in distance roughly generates an 18 per cent increase in transport costs. See table in Appendix II.

23. Limao and Venables showed that raising transport costs by 10 per cent reduces trade volumes by more than 20 per cent. They also underlined that poor infrastructure accounts for more than 40 per cent of the predicted transport costs (Limao and Venables, 2000).

V. THE SHORT-TERM OPPORTUNITIES: CHINA'S STRONG DEMAND

As shown, Chinese impact on Latin America is in general positive with a few exceptions. But even for the countries such as Mexico that are facing an increasing competition pressure in the US market, China could be, at least in theory, an opportunity, a potential exporting market for intra-trade exchanges for example.

In order to assess the potential benefits from Chinese increasing demand, we build two indexes. As in the previous case, we have used the UNCTAD database that considers 620 different goods. These indexes compare the exporting structure of 15 Latin American countries with the importing structure of China. If the exports of a particular country are similar to the imports of China, then there is a potential trade gain for Latin American economies.

The indexes are, again, modified versions of the well-known specialisation coefficient (CSm) and the conformity coefficient (CCm).

$$CSm = 1 - \frac{1}{2} \sum_n |a_{it}^n - a_{jt}^n|$$

$$CCm = \frac{\sum_n a_{it}^n a_{jt}^n}{\sqrt{\sum_n (a_{it}^n)^2 \sum_n (a_{jt}^n)^2}}$$

Where a_{it} represents the share of good "n" in total exports of the Latin American country "i" in period "t". On the other hand, a_{jt} is the share of good "n" in total imports of China in period "t". Both indexes are equal to 1 if there is a perfect correspondence among Chinese imports and exports of the Latin American country under consideration. Again, we build two indexes to ensure that our results are consistent. Here, we proceed as in the previous section. Again, the considered period is 1998-2004 and we calculate CSm and CCm every year. Finally, for presentation purposes we aggregate the previous information in a new index (CIm).

Table 7. Potential Trade with China

	CSm*	CCm*	Cim*	Cim 2002**
Panama	0.09	0.03	0.06	0.08
Honduras	0.13	0.04	0.08	0.08
Paraguay	0.10	0.08	0.09	0.10
Peru	0.16	0.09	0.13	0.15
Bolivia	0.16	0.09	0.13	0.14
Uruguay	0.18	0.07	0.13	0.15
Chile	0.17	0.12	0.15	0.17
El Salvador	0.21	0.11	0.16	0.17
Guatemala	0.24	0.14	0.19	0.16
Venezuela	0.17	0.30	0.23	0.25
Costa Rica	0.24	0.25	0.25	0.25
Colombia	0.25	0.28	0.27	0.27
Argentina	0.31	0.23	0.27	0.30
Brazil	0.40	0.33	0.36	0.36
Mexico	0.44	0.50	0.47	0.47

*Average 2002-2004 **Average 2000-2002

Source: Own data, 2006.

The results are not very encouraging. The main reason is that Latin American countries are exporters of commodities and the potential trade with China is concentrated on a small basket of goods. In other words, intra-industry trade is not very likely with Latin America, given its exporting structure, with the exception of Mexico.

Table 8. Specialisation Index (Belassa)

	(1)	(2)	(3)	(4)	(5)	(6)	(7)
Wood products	0.44	2.13	4.53	0.76	0.27	0.59	
Leather products	2.61	3.68		1.21	0.34		
Chemicals	0.75	0.63	0.63	1.09	0.35	0.35	0.48
Processed food	5.57	3.11	2.68	1.50	0.51	5.24	0.29
Textiles	0.34	0.60	0.25	0.88	0.52	0.80	
Minerals	1.42	0.69	1.33	2.68	0.67	1.80	6.69
Basic manufactures	0.79	1.44	3.68	0.92	0.74	3.18	1.30
Non-electronic machinery	0.30	0.75	0.08	0.11	0.75	0.14	
Fresh food	5.58	3.84	4.01	4.24	0.77	2.49	0.28
Miscellaneous manufacturing	0.30	0.34	0.20	0.49	1.10	0.33	0.06
Transport equipment	0.68	1.13	0.12	0.32	1.43		0.09
Clothing		0.15		1.47	1.52	2.73	
Electronic components	0.10	0.24	0.05	0.19	1.56	0.06	
IT & Consumer electronics		0.38			1.96		

Source: Own data based on Intracen 2006.

Where (1) is Argentina, (2) Brazil, (3) Chile, (4) Colombia, (5) Mexico, (6) Peru and (7) Venezuela. We present the export specialisation index only for larger countries for the sake of simplicity. In the above table, the figures in bold type represent those sectors in which Latin America is specialised and China is not, i.e. wood products, processed food, minerals and perishable goods. Those sectors are clearly raw materials. Colombia also specialises in chemicals²⁴ and Mexico and Brazil in transport equipment.

In general terms, Latin America specialises in exporting commodities. This fact means that potential trade gains are limited to few items. Furthermore, trade with China could entail a deeper specialisation in those goods, because of current strong Chinese demand of commodities. In fact, China is also becoming a global demander in some raw materials markets. In 2003, China was the world's largest importer of cotton, copper, soybean and the fourth largest importer of oil²⁵. In recent years China's demand for raw materials has been growing. In particular, the Chinese demand for copper and soybean are growing 50 per cent yearly. In the case of oil, the rate of growth is 19 per cent every year. China in 2003 is already the first importer of copper in the world. The combination of a heavy industrial expansion and a booming economy also created a huge demand for oil that suppliers are straining to keep up with and caused the country to leapfrog Japan to become the second-largest oil consumer just behind the US. In 2003, China alone was responsible for a third of the rise in daily global oil consumption.

Table 9. Rate of Growth of Imports
%, yearly average 1997-2002

	China	World
Soybean	75	11
Copper	63	5
Oil	19	2

Source: Based on USDA, *World Metal Statistics* and BP, 2005.

Even when trade is concentrated in a small basket of commodities, China's strong demand for raw material is good news for Latin America. In economic terms, this event could be considered as a positive demand shock²⁶. Even more, there is a positive impact on the region, even though direct trade with China does not rise. The reason is that commodities are *almost homogenous* goods. For example, if China increases its demand for crude, oil-producer countries should raise their production. Otherwise prices will increase. Already in 2004, China's growing thirst for oil has been driving oil prices to their highest levels since oil futures started trading on

24. However, China imports chemical products mainly from East Asian countries. This sector is one in which those Asian economies are specialised. See Ianchovichina and Walmsley (2003).

25. Using 2002 data, China accounted for 23.2 per cent of world imports of soybeans, while in 1997 the Chinese share was only 7.4 per cent. In the case of copper, China's imports were 16.8 per cent in 2002, while, in 1997, this figure represented 5 per cent. Finally, Chinese imports of oil added up to 4.2 per cent in 2002, whereas in 1997 China accounted for 2.3 per cent of world imports.

26. See, for example, *Análisis Macroeconómico y Financiero* (2003). This issue analyses the benefits for Argentina from trade with China.

the New York Mercantile exchange in 1983. According to the Paris-based International Energy Agency, China accounted for 1 million of the 1.8 million-barrel increase in daily oil use during the first quarter of the year 2004. From 2000 to 2003, China accounted for nearly 40 per cent of the entire growth in world oil demand (CERA, 2004)²⁷.

The four main commodities in Latin America are copper, oil, soy and coffee. These commodities amount to 66 per cent of total exports of raw materials. China absorbs an important share of these commodities, excluding coffee.

Table 10. Latin American Exports
(% of total)

	Foods	Fuels	Metals	Manufactures
Mexico	6	10	2	81
Brazil	31	1	9	54
Argentina	49	12	2	34
Colombia	32	31	1	31
Peru	35	7	39	17
Chile	25	1	48	16
Venezuela	2	83	2	12

Source: Based on LatinFocus 2005.

Another relevant fact is that Latin America is relevant world producer of commodities. The region produces 47 per cent of the world's soybean crop, 40 per cent of copper and 9.3 per cent of crude oil. Chinese strong demand represents an opportunity for most Latin American countries in the short term, because of their exporting specialisation in commodities. If this vigorous demand holds in time, a positive impact on the region is very likely. However, we should expect a deeper specialisation. The Latin American dependence on commodities will deepen and countries will remain exposed to terms of trade shocks.

27. On the Asian oil market, see also the study carried out by the Honolulu based east-West Centre: <http://www.eastwestcenter.org/stored/pdfs/api070.pdf>.

VI. THE CHINESE IMPACT ON TRADE IN THE LONG TERM

The negative interpretation regarding Chinese impact, raised previously, will be a transitory one. In the long term, as predicted by economic theory, the positive evolution of the Chinese economy and the increase in world trade would be beneficial from other countries. In this sense, the *World Economic Outlook* (2004), released by the International Monetary Fund, presents two alternative scenarios analysing the Chinese impact on world trade and growth. Despite this we have to be cautious with the results, both of them show a positive impact on the rest of the world in the long term. Most regions will benefit from a stronger demand generated by China's rapid growth. Albeit, regions where labour relatively faces stronger competition from China benefit less. In addition, this study emphasises that countries that get more benefit are those structurally more flexible. These results are similar to those by Ianchovichina and Martin (2003).

The current episode, characterised by the emergence of a global trade player is, however, not new²⁸. To illustrate this point, we could compare the current situation with the Japanese experience of the 50s and 60s²⁹. In the beginning of 21st century, Japan was a key economy. It represented around 9 per cent of world Gross Domestic Product (GDP). But after the Second World War the country was devastated. At that time, Japan was a country characterised for its relatively low salaries. For more than 20 years, Japan carried out an economic policy that boosted growth and exports. That policy turned Japan into the second largest economy. Nowadays, it is clear that a positive performance of the Japanese economy benefited from world economy as a whole (Latin America included).

In some ways, the evolution of the Chinese economy is similar to the Japanese experience in the years mentioned. So, we find a clear correspondence between both countries. The evidence matches up with the period of higher growth in Japan: 1952-72. And the considered period for China is 1979-99. In these periods the growth of both countries was similar, exhibiting an average growth of 8.5 per cent. In addition, the average annual growth of trade³⁰ was around 13 per cent³¹.

28. See, for instance, the *World Economic Outlook* (April 2004), International Monetary Fund. This issue also analyses the emergence of East Asia.

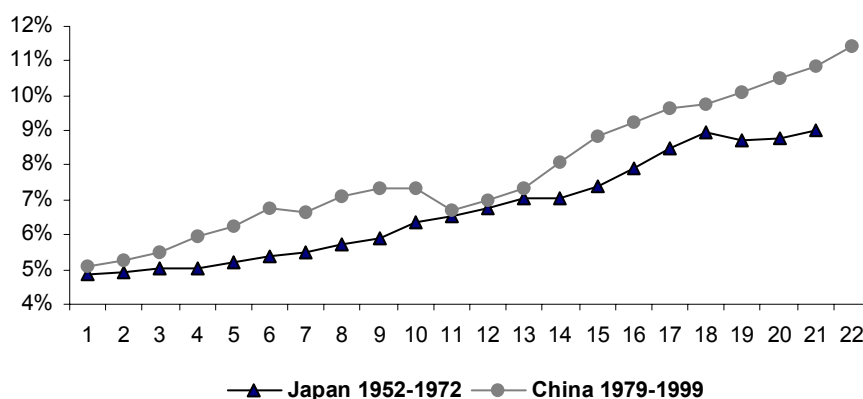
29. This comparison has been suggested by Yang (2003).

30. In this paper, we define trade as the sum of exports and imports.

31. We have used the Summers and Heston database (PWT 6.1). See Heston and Summer (1997).

But not only the evolution of trade and growth were similar. The weight of both countries in relation to world economy during the periods mentioned is also similar. Consequently, both countries have contributed to world growth, on average, approximately 0.6 percentage points every year. In other words, during the period 1952-72, the world GDP grew in average 5.8 per cent and the Japanese GDP performance explains 0.6 points of that growth. And during the period 1979-99 the average annual world growth was 3.7 per cent and Chinese growth explains 0.6 points.

Share of world GDP



Source: based on Summers and Heston database

However, some outstanding differences appear in this comparison. The composition of Gross Domestic Product was quite similar in the early 50s in Japan and in the early 80s in China. Around 60 per cent of GDP was consumption, 15 per cent was investment and over 25 per cent was net exports³². Throughout the periods mentioned the composition of GDP changed significantly. In the case of Japan, one can observe that there was a reduction in consumption and net exports to GDP that was offset by investment. But in the case of China, there was a decrease in consumption and it was replaced by an increase in net exports and investment.

Table 11. Components of GDP
(% of total GDP)

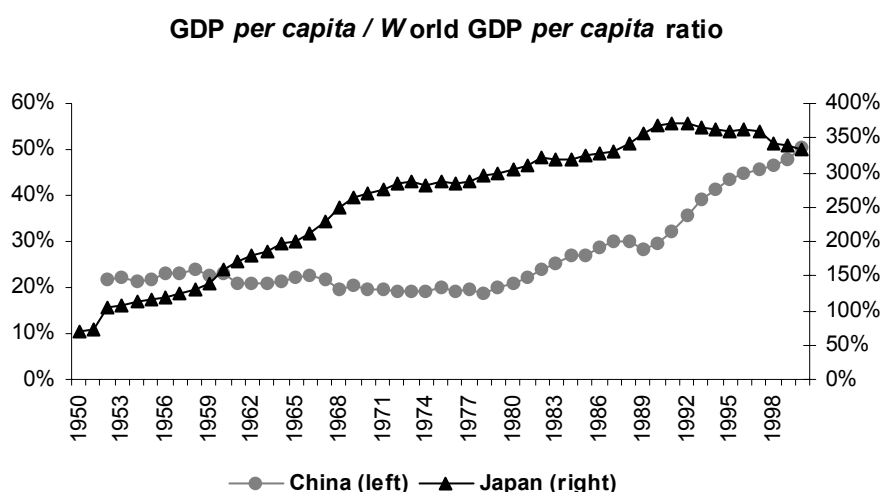
Japan	1953	1972
Consumption	60	53
Investment	14	35
Net Exports	26	11
China	1979	1999
Consumption	57	47
Investment	17	21
Net Exports	27	32

Source: Based on Summers and Heston database.

32. We define net exports as the difference between exports and imports in real terms.

These figures reveal why China is perceived as a rival instead of a trade partner. The data show that China exports much more than it imports. So, other countries perceive that Chinese growth is not spreading. But this situation is not sustainable in the long term. Eventually, China will import massively and net exports will fall³³. In fact, according to WTO database, in the year 2002 Chinese merchandise imports totalled 4.4 per cent of world imports. On the other hand, Chinese exports amounted to 5 per cent of world exports. The difference between exports and imports of merchandises adds up \$30.4 billion. This amount is similar to the nominal GDP of Ecuador. By the mid-2000s, Chinese manufacturers are already lapping up imports and dictating global prices of nearly everything from copper to microchips.

Another important difference between the two countries is that Japan had a more developed economy and China had, and still is, a developing one. The Chinese GDP *per capita* in 2000 was around 50 per cent below the world average. According to Summers and Heston database³⁴, Chinese GDP *per capita* is similar to the one of Ecuador. This evidence suggests that despite its impressive performance over the last 20 years a deeper convergence process might take some time. In other words, China could still enjoy a high rate of growth for a long period.



Source: based on Summer and Heston database

In this sense, we have built some simple projections to evaluate the future weight of the Chinese in relation to world economy³⁵. In the 90s, China grew 10.1 per cent on average, the world 3.3 per cent and Latin America 3.4 per cent. If these rates hold for the next 20 years, China will become the largest economy, beating by far the US.

33. Ianchovichina and Martin (2001) share this opinion about the future of net exports. They expect a significant increase in China's imports.
 34. The GDP per capita is calculated in PPP terms.
 35. We have used IMF database.

Table 12. Share of World GDP (%)

	2002	2010	2020
China	12.7	21.1	40.1
Latin America	7.9	7.9	8.0

Source: Own data, 2006.

On the other hand, Chinese imports of goods represent 4.4 per cent of world imports. During the 90s, Chinese imports grew around 16 per cent on average and world imports (ex-China) around 7 per cent. If these figures hold, China will amount to 8 per cent of world imports in the year 2010 and it will add up to 18 per cent in the year 2020.

It is hard to foresee, in detail, the long-term impact of Chinese emergence on other economies and on international trade. Nevertheless, we know that the aggregate impact has to be positive. But, it is also true, that the impact could be asymmetric. Some sectors could benefit and others be harmed by Chinese competition. In particular, China has a competitive advantage in labour intensive sectors and, then, the potential benefits in those sectors is lower. The opposite effect takes place in the case of capital intensive sectors³⁶.

36. See the World Economic Outlook (April 2004).

VII. CONCLUSIONS

Chinese trade impact on Latin America is, in the short and medium run and in general terms, positive. The results of our study are consistent with others such as the one produced by IMF economists and other economists (Lall and Weiss, 2004). On average, and from the point of view of trade impact, Latin America will benefit from increased Chinese demand and growth. In comparative terms, as stressed by the IMF, the only net loser will be South Asia, while for Latin America the welfare effect will be positive. For sectors such as agriculture in Latin America, the estimated impact of faster Chinese integration around 2020 is clearly positive (with output up by 4 per cent). The clear losers will be, however, sectors such as textiles and from the point of view of countries, the ones specialising in labour-intensive manufactures exports. More detailed analysis would be however needed in particular referring to the trade impact of China in the home markets of Latin American countries such as, for example, Mexico.

In terms of trade relations, China and Latin America have been intensively developing their relations over the past decade³⁷. The trade volume between China and Latin America rose from \$2 billion in the early 1990s to \$15 billion in 2001, according to Chinese statistics. Since 2000, Brazilian and Chinese trade has leapt nearly threefold, a blessing for the Brazilian indebted economy and especially for the exporters of soybeans, steel and iron ore, which accounted for two-thirds of the goods exported. In general, Latin America, has a surplus commodity endowment that boosts synergies with China needs and strategy to secure food and energy imports in order to avoid shortages.

One of the consequences of Chinese booming demand on Latin America might however, not be as positive. Firstly, with the increasing commodities demand from China, Latin American countries could face the challenge of re-deepening their trade specialisation toward commodities, goods that have been traditionally characterised by strong price-volatility. In fiscal terms, this could also increase their fiscal receipts volatility. Secondly, with the intensification of the links with China, the region is becoming more exposed to this Asian economy. In 2003, delivery bottlenecks and demand from China have pumped up prices of raw materials and commodities but Chinese industrial use is susceptible to swings due to recessions and booms. The growing Chinese dependence of Latin American exports exposes also the area to be more aware of growth dynamics in Asia and China. In 2003, China became the second largest destination of Brazilian

37. Initial trade contacts between China and Latin America are not however new at all. They date back to the 1570s, when sino-Latin American trade started to flourish across the Pacific with Chinese exports of silk, porcelain and cotton yarn to Mexico and Peru via Manila. See Shixue, 2004.

exports around the world according to ECLAC³⁸. In 2004 and 2005, China accounted for half the increase in Brazil's exports earnings. China is therefore becoming a key driver of Brazilian growth dynamics and responsible for a quarter of Brazil's official targeted growth of GDP. With China trying to cool down its overheated economy, Brazil's export growth could dampen.

Another issue, not developed in this paper, that deserves further analysis, is capital flows. While foreign direct investment (FDI) to Latin America is tumbling, China is experiencing a boom. Between 2001 and 2003, FDI into Mexico declined from nearly \$27 billion to \$11 billion and recovered in 2004 and 2005. Brazil also experienced an abrupt slowdown with a drop of 52 per cent of the FDI to the country in 2003 compared to the previous year (versus 30 per cent for Mexico over the same period). Meanwhile China has simply become the world's major recipient of FDI, with levels reaching \$55 billion in 2003 (nearly twice the total that flew to all Latin American countries in 2003, a mere \$36.5 billion³⁹) and again around \$60 billion in both 2004 and 2005. In other words, over the past three years, every week, more than \$1 billion of foreign direct investment is flowing into the country⁴⁰. It's true that a lot of FDI to China is in fact related to round tripping (Xiao, 2005). Experts have estimated that the scale of this round tripping could be as high as a quarter of the total FDI inflows into China. However the FDI from other regions is increasing. In 2002, US firms were already investing 10 more times in China than 10 years before. The prospect of a huge domestic market of 1.3 billion of customers has lured countless companies to rush into China, in spite of the fact that in the country capitalism is not solidly rooted in law, protection of property rights and free markets⁴¹.

38. See CEPAL, 2004.

39. See 2004 ECLAC report on Foreign Direct Investment (FDI) in Latin America: <http://www.eclac.cl/>. The 2003 FDI flows level to China in fact reached nearly the record level of FDI inflows toward Latin America (\$88 billion in 1999).

40. On FDI in China see the research of MIT based economist Huang (2003). See also US Congressional hearing <http://www.cecc.gov/pages/hearings/092403/huang.php>

41. Investing in China might, however, become a risky business, as underlined by the growing disputes between foreigners and their Chinese partners. In 2004, for example, Syngenta, a Swiss agrichemicals company sued a Chinese competitor for allegedly pirating one of its patented insecticides, joining the growing club of foreign investors resorting to courts to protect their intellectual property. The profitability of Chinese investments can also be questionable. Foreign brewers for example squandered hundreds of millions of dollars in China over the past decade. Meanwhile, according to *The Economist*, the average net profit margin of these investments is meagre: for the top 400 brewers operating in China (including foreign joint ventures) is just 0.5 per cent. Compared with Latin America the data is interesting. According to a study realised by *China Economic Quarterly*, direct and indirect profits made by all American affiliates operating in China amounted to just \$2.8 billion in 2001, nearly half as much as the \$4.4 billion made in Mexico the same year (and with a population more than 10 times less). According to another empirical study on political control and firm performance in China's listed companies, the decision-making power of local party committees (relative to the largest shareholders) is positively associated with firm performance (Chang and Wong, March 2003; see also Wong, Opper, and Hu, 2004).

Some studies already suggest “flow diversion” in favour to China with the process of full integration of China’s huge labour force into the international division of labour (for empirical analysis applied to Latin America, see García-Herrero and Santabárbara, 2004; Chantasassawat *et al.*, 2004; for others focused on Asia, see Eichengreen and Tong, May 2005 and December 2005; Mercereau, September 2005). In the case of Asian countries such as Indonesia, Malaysia, the Philippines and Thailand, this process might cause significant welfare losses if foreign direct investment is redirected away from these countries to China. There is a risk for them to experience a de-industrialization process and to return to the roles they had in the 1950s and 1960s as primary commodity exporters (McKibbin and Thye Woo, 2003). However both the studies and the data show that the impact is rather small. For a long period from 1984 to 2001, García-Herrero *et al.* concluded that there is no substitution effect from Latin American inward FDI to China. The study however also underlines that over the past years (1995-2001) the Chinese effect became however more significant, Chinese inward FDI appearing to have hampered that of Mexico and Colombia in particular. The data for 2004 is also mixed. It suggests that, while China is still experiencing a boom of FDI, reaching levels of more than \$60 billion in 2004, Latin American countries are recovering from the floor levels of the 2000s. Foreign direct investment towards Brazil jumped by 80 per cent in 2004, reaching more than \$18 billion. Mexico also experienced a recovery of 23 per cent, reaching \$13.6 billion while Chile saw its FDI increasing by 66 per cent, reaching nearly \$5 billion. In 2005 the same levels of FDI were roughly maintained by both countries. The 1990s golden years of the FDI rush towards Latin American might be over, at least until the processes of privatisation are not reopened, but at the same time Latin American countries are far from being left out of the map of FDI dynamics.

A “blessing in disguise” of Chinese investment in terms of capital flows could be the development in the future of Chinese foreign investment overseas. China is no longer only a Foreign Direct Investment (FDI) absorber but had also made a leap forward in its investments overseas. Over the period 1991-2003, Chinese foreign direct investments reached roughly \$35 billion. In 2003, China’s outward investment more than doubled year on year to more than \$2 billion (still a low level however). The need to secure food and commodities resources is boosting FDI through strategic international partnerships. Chinese firms have already targeted resource sector investments in Angola, Algeria, Australia and Indonesia. Chinese companies are already prominent investors in Africa, mainly in energy and raw materials. According to a survey of 100 investment promotion agencies released by UNCTAD, China ranked fifth, after the US, Germany, the UK and France as one of the leading overseas investors in the near future⁴². In 2004 and 2005, Chinese corporations multiplied the attempts to boost their investments overseas not only in other emerging countries but also in developed countries as underlined by the acquisition of IBM production units by Lenovo (for \$1.75 billion) or the attempts by Chinese firms such as Minmetals to acquire the Canadian Noranda for \$5 billion or such as Chinese the oil group CNOOC to acquire the US Unocal for more than \$13 billion.

Like the Japanese a few decades ago, Chinese firms seem to be looking for some overseas expansion. For Latin America it looks like an opportunity. Not only two big Asian countries are

42. See UNCTAD, 2004.

interested in the area, namely Japan and China, but both are looking for the same thing i.e., to secure the continued flow of raw material and agricultural products and derivatives. In order to reach that goal, they are both interested in having reliable infrastructure in the Americas, more efficient ports, roads, railways. For the area, it is a unique opportunity to play a new competitive game. It also brings the flavour of thinking more as an industrial strategy in order to avoid a re-deepening of the commodity trade specialisation and stimulate (like Trinidad and Tobago for example) a diversification towards more value added industries, building on the commodity endowment.

Latin America seems also to be in the radar of Chinese companies. By 2001, China had set up more than 300 enterprises in Latin America with contractual investments of over \$1 billion. In 2004, 50 per cent of Chinese FDI went towards Latin American (more than the 30 per cent that went towards Asia). Since then Baosteel, China's biggest steelmaker, undertook China's biggest ever overseas foreign direct investment, worth \$1.5 billion dollars, in Brazil. Plans of \$2 billion investments in the Brazilian aluminium industry were also announced by China. China also already controls, through Shougang Group, Peru's major iron ore mine, owns a major stake in an Ecuadorian oil field and is trying to produce fuel in Venezuela and reactivated gold mines in this country. In Brazil, it is also expected that Chinese investment in railways and ports, and in general in all Latin America Chinese interest on logistical infrastructure is high in order to facilitate transport of commodities to ports. In Argentina, China is already committed to investing \$25 million in a grain port and another \$250 million in a road from Argentina to Chile in order to facilitate exports of Argentine raw materials from Chilean ports. We will also start to witness agreements such as the one signed in October 2004 by Telefónica, the leading Spanish firm with a regional Latin American franchise, and the Chinese giant telecommunication equipment maker Huawei, the former offering Telefónica facilities to enter the Latin American market in a move to sell products for all of its Latin American subsidiaries⁴³. Sometime later Telefónica announced that it was entering in the capital of the second larger Chinese telecom operator for fixed lines, China Netcom Corporation (CNC). At the same time the President of Telefónica International, José María Álvarez Pallete became of the very few Europeans sit in the Board of a Chinese company.

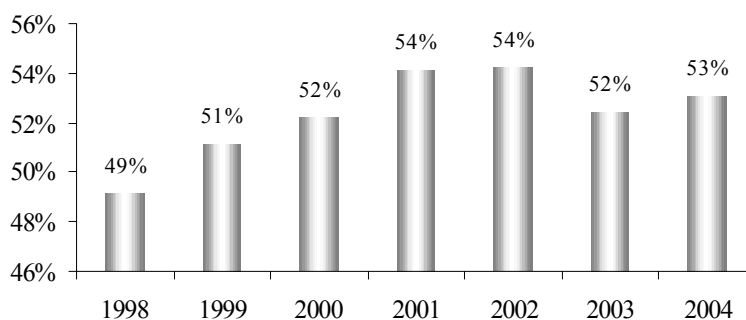
43. Huawei is a clear example of the internationalisation process of Chinese companies. The company hopes to increase its international sales from \$2.3 billion in 2004 to more than \$10 billion by 2008 as part of an ambitious global expansion strategy. In 2003, Huawei also contracted 27 per cent of the \$4 billion outside China, reaching markets such as Sweden or the Netherlands. The company is now present in more than 70 countries and over 3 000 of the group's 24 000 employees are based overseas. In 2005, two-fifths of its \$5 billion revenues were made outside China (The Economist, 2005; Financial Times, 2005). However as underlined by Yasheng Huang from the MIT, most of the "Chinese champions" are in fact foreign companies. Lenovo, the purchaser in 2004 of IBM personal computer business, is a clear example. Technically speaking, it is a foreign company as it organised its operations in China as subsidiaries of its Hong-Kong branch. The four Chinese companies listed in Forbes as the most dynamic all have their headquarters in Hong Kong, China. As stressed by Huang, it seems that "China's success has less to do with creating efficient institutions and more about allowing such an escape from inefficient institutions" (Huang, 2005). See also <http://web.mit.edu/yshuang/www/>

Latin American companies are also looking for business opportunities in China as can be seen by the official trip to China made by the Brazilian President Lula and nearly 400 Brazilian businessmen in 2004. Some large Latin American companies have already rushed to China, such as Embraer, a Brazilian aircraft-maker, that sells and produces jets in China (for a case study see Goldstein, 2004) or Marcopolo, another Brazilian company which makes bus chassies and is planning to set up a factory in the Asian country. Clearly, as for trade flows dynamics, capital flows between China and Latin America deserve more analyses and invite for further research, expanding the first paper here presented.

But, beyond the trade and investment impacts, may be there is a third and last Chinese impact: a cognitive effect (Santiso, 2005a, Santiso, 2005b). China's economic development is very pragmatic. It is catching more and more attention. Leading economists such as Ricardo Hausmann and Dani Rodrik have already emphasised the trade dimension of this unusual emerging giant, the Chinese economic miracle being a matter of not only export volumes but also and above all of their increasing quality: what China's exports matters (Rodrik, January 2006; Hausmann, Rodrik, *et al.*, March 2006). The very pragmatic economic approach of Chinese authorities is also catching the attention of policy makers around the world. The Chinese miracle is neither the result of some Chicago Boys driven miracle or the output of a Kemmerer mission. No foreign advisor or guru of economic development ever land in China. If Jeffrey Sachs advised Bolivia, he never reached Beijing, at least with his advices. The lesson that is arising from China is also that there is no magic formula for development, no magical key of a unique paradigm that will open the doors of the miracle of development.

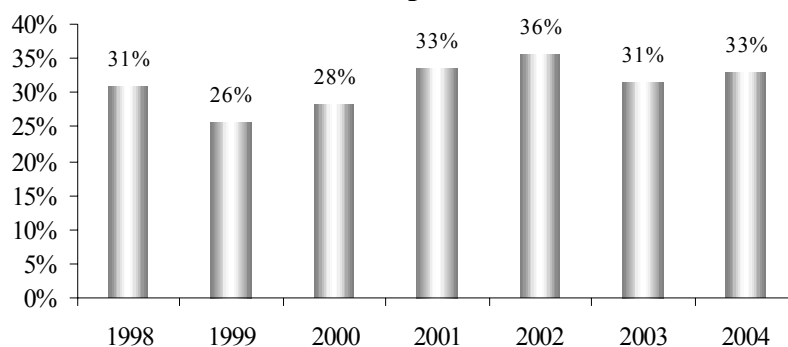
APPENDIX I. TRADE COMPETITION BETWEEN CHINA AND LATIN AMERICA

Chinese commercial competition with Mexico



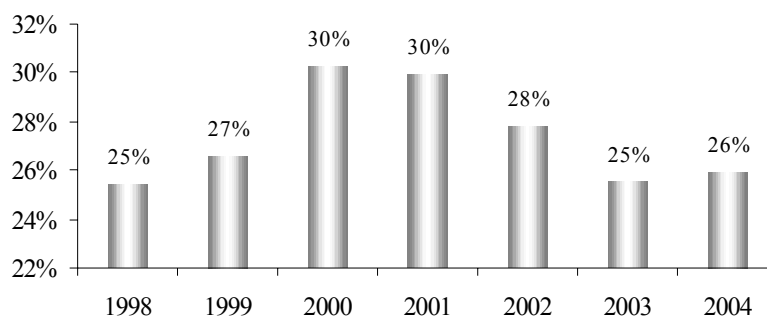
Source: own data

Chinese commercial competition with Costa Rica



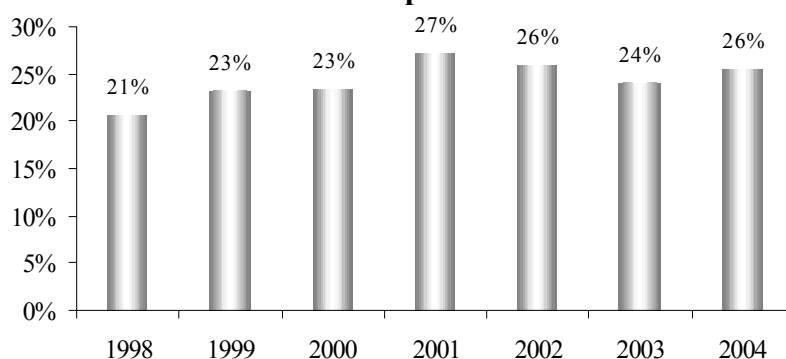
Source: own data

Chinese commercial competition with Brazil



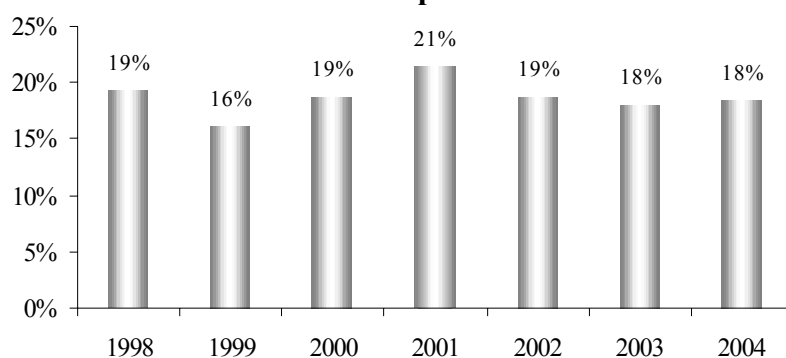
Source: own data

Chinese commercial competition with El Salvador



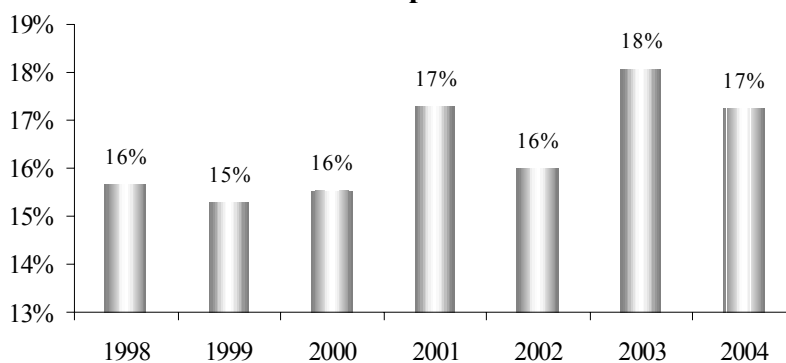
Source: own data

Chinese commercial competition with Colombia



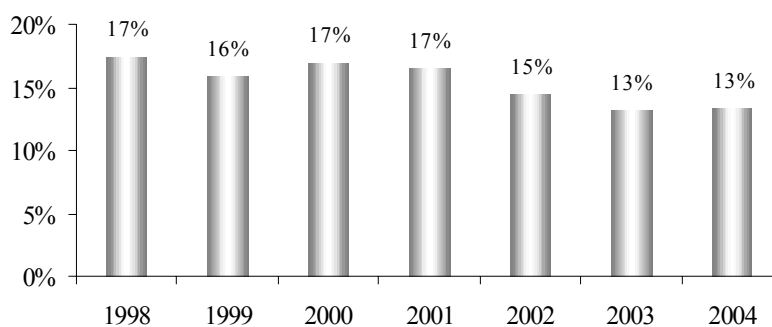
Source: own data

Chinese commercial competition with Guatemala



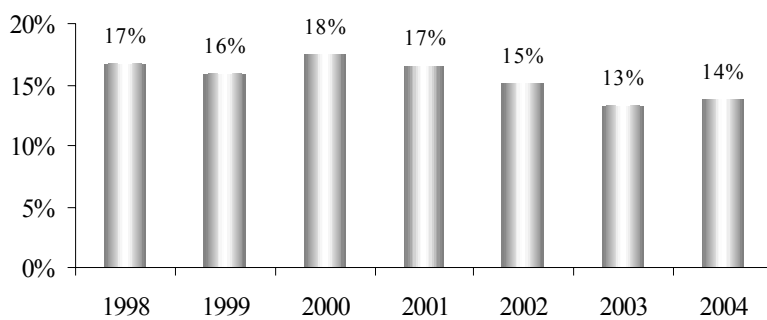
Source: own data

Chinese commercial competition with Peru



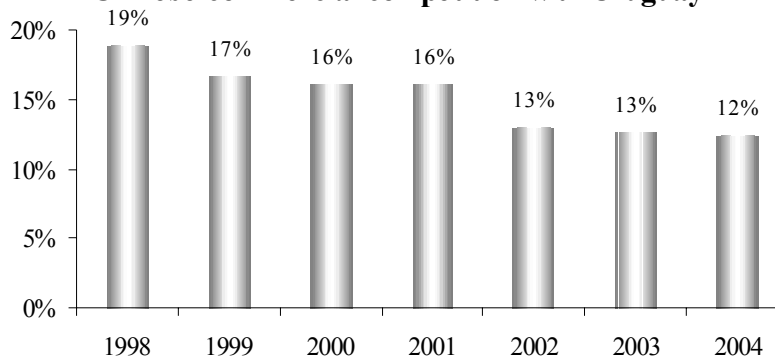
Source: own data

Chinese commercial competition with Argentina



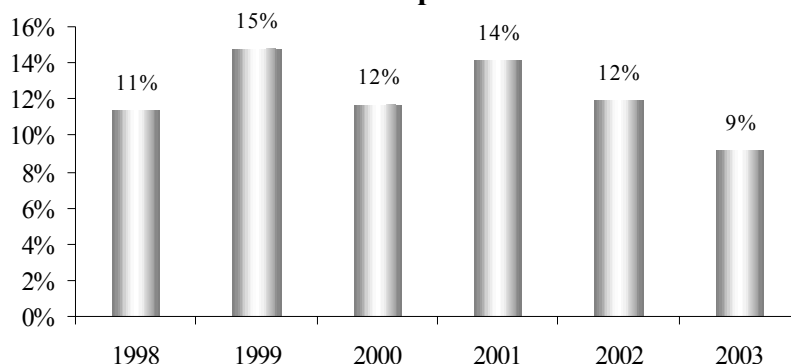
Source: own data

Chinese commercial competition with Uruguay



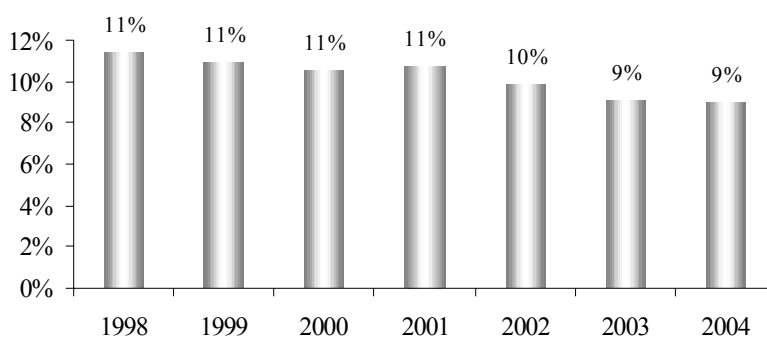
Source: own data

Chinese commercial competition with Honduras



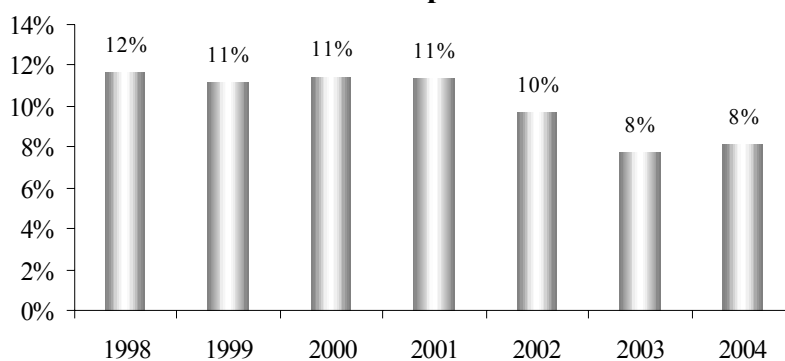
Source: own data

Chinese commercial competition with Chile

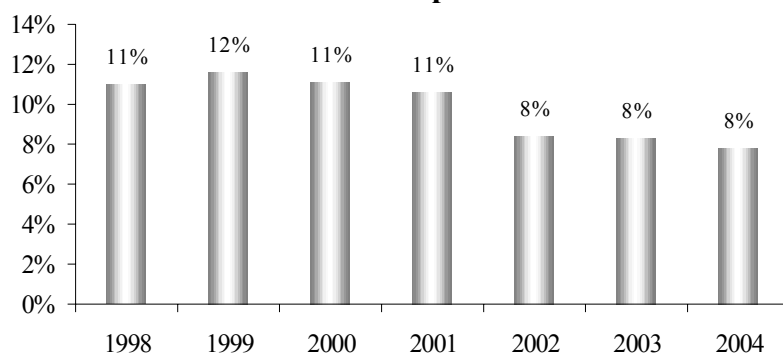


Source: own data

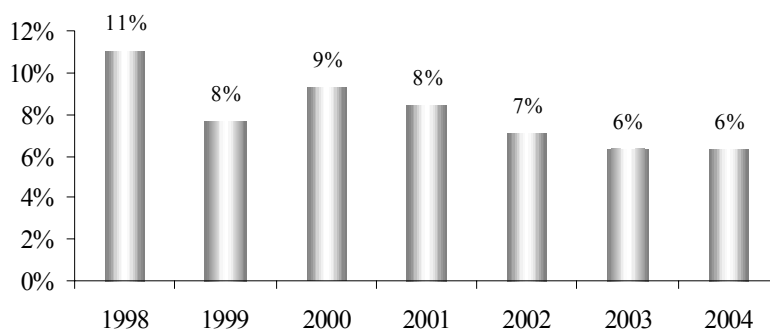
Chinese commercial competition with Panama



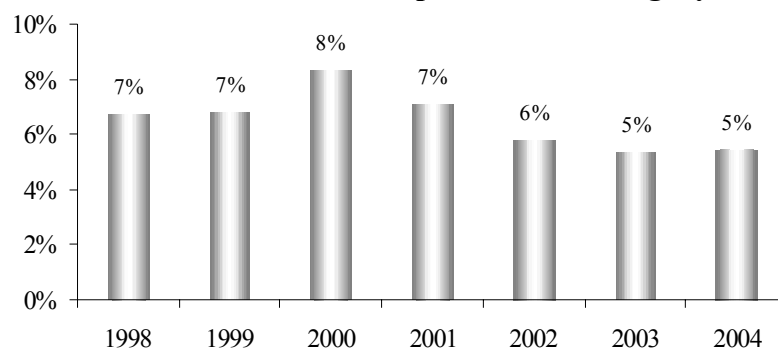
Source: own data

Chinese commercial competition with Bolivia

Source: own data

Chinese commercial competition with Venezuela

Source: own data

Chinese commercial competition with Paraguay

Source: own data

APPENDIX II

Country	Cargo Handling Restriction Index	Mandatory Services Index	Price Fixed Agreements Index	Cooperative Agreements Index	Median Clearance time (Days)	Port Efficiency Index (1-7)	Crime Index (1-7)	Container Handling Charges		
								World Bank US\$/TEU	CMPCH Index	LSU Index
Singapore	1	0.38	0	0.33	2	6.76	6.72	117	NA	NA
Hong Kong, China	0	0.25	0	0	NA	6.38	5.46	NA	NA	NA
Chinese Taipei	0.5	0	0	0	NA	5.18	4.49	140	163	NA
Japan	0.75	0.13	0.89	1	NA	5.16	5.16	250	202	NA
Malaysia	0	0.25	0	0.38	7	4.95	5.76	75	NA	NA
Spain	0	0.06	1	0	4	4.88	6.08	200	105	NA
Korea	0	0.38	0	0	NA	4.12	5.22	NA	NA	NA
Thailand	0.5	0.63	0	0.38	4	3.98	5.12	93	NA	NA
Argentina	0	0.13	0	1	7	3.81	4.52	NA	139	NA
Vietnam	0	0	0	0.5	NA	3.81	5.02	NA	NA	NA
Chile	0	0.25	0.43	1	3	3.76	6.05	202	100	NA
China	0.5	0	0	0	7	3.49	4.44	110	NA	NA
Indonesia	1	0.06	0	0.38	5	3.41	4.06	NA	NA	NA
Mexico	0.5	0.38	0	1	4	3.34	2.61	NA	NA	NA
Venezuela	0	0	1	1	11	3.28	3.63	NA	NA	NA
El Salvador	0	0	0	1	4	2.95	2.3	NA	NA	61
Brazil	0.5	0.75	0	1	10	2.92	4.45	328	292	NA
Peru	0.5	0	0.5	1	7	2.88	3.32	NA	142	NA
India	0	0	0	1	NA	2.79	4.28	NA	NA	NA
Philippines	0.5	0	0	0.38	7	2.79	3.51	118	NA	NA
Ecuador	0	0	0.43	1	15	2.63	3.65	NA	139	NA
Costa Rica	0	0	0	1	4	2.46	3.28	NA	NA	68
Colombia	0.5	0.13	0.5	1	7	2.26	1.88	NA	NA	NA
Bolivia	NA	NA	NA	NA	9.5	1.61	4.38	NA	NA	NA
Uruguay	0	0	0	1	5	NA	NA	NA	NA	NA

NA: Not Available.

Source: Clark, Dollar, and Micco, 2004.

BIBLIOGRAPHY

- AHEARNE, A., J. FERNALD, P. LOUNGANI and J. SCHINDLER (2003), "China and Emerging Asia: Comrades or Competitors?", *International Finance Discussion Paper*, No. 789, Board of Governors, Federal Reserve System, Washington, D.C., December.
- América Economía.com*, "El Ataque del Dragón", 26 December 2003.
- Análisis Macroeconómico y Financiero* (2003), Departamento de Research del BBVA Banco Frances.
- Análisis Macroeconómico y Financiero* (2004), Departamento de Research del BBVA Banco Frances, February.
- ANDERSON, J. and E. VAN WINCOOP (2003), "Gravity with Gravitas: A Solution to the Border Puzzle", *American Economic Review*, 93, pp. 170-192.
- ANDERSON, J. and E. VAN WINCOOP (2004), "Trade Costs", *Journal of Economic Literature*, 42(3), pp. 691-751, September. See: <http://fmwww.bc.edu/ec-p/wp593.pdf>
- BANCO DE ESPAÑA (2004), "Where is the Chinese Banking Sector Going? Banking Reform in the People's Republic of China", *Banco de España, Asuntos Internacionales* (unpublished), April.
- BERGES, R. (2004), "Implications of Eventual Changes to China's Peg", *Latin America Investment Strategy Implications*, Merrill Lynch, March.
- BERTHELON, M. and C. FREUND (2003), "On the Conservation of Distance in International Trade", University of Maryland and World Bank (unpublished conference paper), November.
- BRUN, J. F., C. CARRÈRE, P. GUILLAUMONT and J. DE MELO (2005), "Has Distance Died? Evidence from A Gravity Model", *World Bank Economic Review* (forthcoming).
- CARRÈRE, C. and M. SCHIFF (2003), "On the Geography of Trade: Distance is Alive and Well", *CERDI Université d'Auvergne and World Bank* (unpublished), December. See: <http://team.univ-paris1.fr/teamperso/disdier/meta.pdf>
- CERA – CAMBRIDGE ENERGY RESEARCH ASSOCIATES (2004), *Riding the Tiger: The Global Impact of China's Energy Quandary*, CERA, Cambridge, MA.
- CEPAL (2004), "Los efectos de la adhesión de China a la OMC en las relaciones económicas con América Latina y el Caribe", in CEPAL, *Panorama de la inserción internacional de América Latina y el Caribe, 2002-2003* Chapter VI, CEPAL, Santiago de Chile.
- CHANG, E. and S. WONG (2003), "Political Control and Performance in China's Listed Companies", The University of Hong Kong, Faculty of Business and Economics (unpublished), March.
- CHANTASASAWAT, B., K.C. FUNG, H. IIZAKA and AKF SIU (2004), "Foreign Direct Investment in East Asia and Latin America: Is there a People's Republic of China Effect?", ADB Institute Discussion Paper, No. 17.

- CHU, T. and T. PRUSA (2004), "The Reasons for and the Impact of Anti-dumping Protection: The Case of People's Republic of China", *East-West Centre Working Papers*, n° 69, April. See <http://www.eastwestcenter.org/stored/pdfs/ECONwp069.pdf>
- CLARK, X., D. DOLLAR and A. MICCO (2004), "Port Efficiency, Maritime Transport Costs and Bilateral Trade", *Journal of Development Economics*, Vol. 75, No. 2, December, pp. 417-450.
- DEARDORFF, A. (2004), "Local Comparative Advantage: Trade Costs and the Pattern of Trade", University of Michigan Gerald Ford School of Public Policy, Discussion Paper, No. 500, February. See the web site: <http://www.fordschool.umich.edu/rsie/workingpapers/Papers476-500/r500.pdf>.
- DEUTSCHE BANK (2004), *China's financial sector: institutional framework and main challenges*, January, Deutsche Bank, Frankfurt.
- DISDIER, A. C. and K. HEAD (2004), "Exaggerated Reports of the Death of Distance: Lessons from a Meta-Analysis", *Paris I Panthéon La Sorbonne and University of British Columbia* (unpublished), January. See: <http://team.univ-paris1.fr/teamperso/disdier/meta.pdf>.
- ECLAC (ECONOMIC COMMISSION FOR LATIN AMERICA AND THE CARIBBEAN) (2004), *Report on Foreign Direct Investment (FDI) in Latin America*, <http://www.eclac.cl/>
- EICHENGREEN, B. (2006), "China's Exchange Rate Regime: The Long and Short of It", University of California at Berkeley, Economics Department (unpublished), March.
- EICHENGREEN, B. and H. TONG (2005), "Is China's FDI Coming at the Expense of other Countries?", National Bureau of Economic Research, Working Paper 11335, May.
- EICHENGREEN, B. and H. TONG (2005), "How China Is Reorganizing the World Economy", University of California at Berkeley, Economics Department, and Bank of England (unpublished), December.
- EICHENGREEN, B., Y. RHEE and H. TONG (2004), "The Impact of China on the Exports of other Asian Countries", National Bureau of Economic Research, Working Paper No. 10768, September.
- EVANS, C. and J. HARRIGAN (May 2003), "Distance, Time, and Specialization", National Bureau of Economic Research, Working Paper, No. 9729. See also <http://www.ny.frb.org/research/economists/harrigan/papers.html>
- Financial Times*, 11 January 2005, "The Challenge from China: Why Huawei Is Making the Telecoms World Take Notice", p. 11.
- GARCÍA-HERRERO, A. and D. SANTABÁRBARA (2004), "Does China have an impact on Foreign Direct Investment to Latin America?", Banco de España, working paper presented at the First LAEBA Conference on the Challenges and Opportunities of the Emergence of China, Beijing, December.
- GLAESER, E. and J. KOHLHASE (2003), "Cities, Regions and the Decline of Transportation Costs", Harvard Institute of Economic Research, Discussion Paper, No. 2014, July. See also: <http://post.economics.harvard.edu/hier/2003papers/HIER2014.pdf>
- GOLDSTEIN, A. (2004), "A Latin American Global Player Goes to Asia: Embraer in China", OECD Development Centre, mimeo (unpublished).
- HARRIGAN, J. and A. VENABLES (2004). "Timeliness, Trade and Agglomeration", National Bureau of Economic Research, Working Paper No. 10404, March.
- HAUSMANN, R., J. HWANG and D. RODRIK (March 2006), "What You Export Matters", Harvard University, John F. Kennedy School of Government and Department of Economics, March (unpublished).

- HESTON, A. and R. SUMMERS (1997), "PPPs and Price Parities in Benchmark Studies and the Penn World Table", *CICUP 97-1*, paper presented at a Eurostat conference.
- IANCHOVICHINA, E. and W. MARTIN (2003), "Economic Impacts of China's Accession to the World Trade Organization", World Bank Policy Research Working Paper 3053, Washington, D.C.
- IANCHOVICHINA, E. and W. MARTIN (2001), "Trade Liberalization in China's Accession to the World Trade Organization", World Bank, Washington DC (unpublished).
- IANCHOVICHINA, E. and T. WALMSLEY (2003), "Impact of China's WTO Accession on East Asia", World Bank Policy Research Working Paper 3109, Washington, D.C.
- INTER-AMERICAN DEVELOPMENT BANK (IDB) (2004), "The Emergence of China: Opportunities and Challenges for Latin America and the Caribbean", paper prepared for discussion at the conference on "The Emergence of China: Opportunities and Challenges for Latin America and the Caribbean", Washington, D.C., 1 October.
- INTERNATIONAL MONETARY FUND (IMF) (2004), "Chapter II: The Global Implications of the US Fiscal Deficit and of China's Growth", in *World Economic Outlook*, IMF, Washington DC.
- HUANG, Y. (2003), *Selling China*, Cambridge University Press, Cambridge, MA.
- HUANG, Y. (2005), "China's Big Hope is Not Hong-Kong", *Financial Times*, 14 January 2005, p. 13.
- RODRIG, D. (2006), "What's So Special About Chinese Exports?", Harvard University, Kennedy School of Government, January (unpublished). See also <http://ksghome.harvard.edu/~drodrick/papers.html>
- SANTISO, J. (2005a). "La emergencia de China y su impacto en América latina", *Política Exterior*, Vol. 19, No. 107, 2005, pp. 97-112.
- SANTISO, J. (2005b). "América Latina y Asia: bailando con los tigres y los dragones asiáticos". In *Anuario Elcano : América Latina 2004-2005*, Instituto Real Elcano, Madrid, pp. 275-298.
- SHIUE, C. and W. KELLER (2004). "Markets in China and Europe on the Eve of the Industrial Revolution", National Bureau of Economic Research, Working Paper No. 10778, September.
- SHIXUE, J. (2004), "Sino-Latin America Economic Relations and China's Perspective on Latin American Economy", Institute of Latin American Studies, Chinese Academy of Social Sciences, Beijing, China (unpublished).
- The Economist*, 8 January 2005, "Special Report: China's Champions", pp. 58-59.
- UNCTAD (2004), *Prospects for FDI flows, Transnational Corporations' Strategies and Promotion Policies: 2004-2007*, Global investment prospects assessment (GIPA) research note 1: results of a survey of location experts, UNCTAD, Geneva, April.
- XIAO, G. (January 2005), "Round-tripping Foreign Direct Investment in the People's Republic of China: Scale, Causes, and Implications", *Asian Development Bank Institute, ADBI Policy Research Brief*, No.10, ADB, Manila.
- YANG, Y. (2003), "China's Integration into the World Economy: Implications for Developing Countries", International Monetary Fund Working Paper WP/03/245, IMF, Washington DC.
- YAO, Y., F. LI, E. TOLAN, I. ISKENDEROV AND S. DHAR (2003), "Goldman Sachs' China Challenges", Norwegian School of Economics MIB Paper (unpublished),

- YIFU LIN, J. (2004), "Is China's Growth Real and Sustainable?", China Centre for Economic Research, Peking University, Working Paper No. 2004-2 (unpublished). See <http://www.ccer.pku.edu.cn/download/3024-1.pdf>.
- YOUNG, A. (2003), "Gold into Base Metals: Productivity growth in the People's Republic of China during the Reform period", *Journal of Political Economy*, vol. 111, n° 6, December, pp. 1220-1261.
- Wall Street Journal*, 5 March 2004, "Challenges from China Spur Mexican Factories to Elevate Aspirations".
- WONG, S., S. OPPER and R. HU (2004), "Shareholding Structure, Depoliticization, and Firm Performance: Lessons from China's Listed Firms", *Economic Transition*, Vol. 12 (1), pp.29-66.
- ZIJIAN WANG, S. and J. WEI (2004), "Structural Change, Capital's Contribution, and Economic Efficiency: Sources of China's Economic Growth Between 1952-1998", Göteborg University – Department of Economics Working Paper (unpublished).

OTHER TITLES IN THE SERIES/ AUTRES TITRES DANS LA SÉRIE

The former series known as “Technical Papers” and “Webdocs” merged in November 2003 into “Development Centre Working Papers”. In the new series, former Webdocs 1-17 follow former Technical Papers 1-212 as Working Papers 213-229.

All these documents may be downloaded from:

<http://www.oecd.org/dev/wp> or obtained via e-mail (dev.contact@oecd.org).

Working Paper No.1, *Macroeconomic Adjustment and Income Distribution: A Macro-Micro Simulation Model*, by François Bourguignon, William H. Branson and Jaime de Melo, March 1989.

Working Paper No. 2, *International Interactions in Food and Agricultural Policies: The Effect of Alternative Policies*, by Joachim Zietz and Alberto Valdés, April, 1989.

Working Paper No. 3, *The Impact of Budget Retrenchment on Income Distribution in Indonesia: A Social Accounting Matrix Application*, by Steven Keuning and Erik Thorbecke, June 1989.

Working Paper No. 3a, *Statistical Annex: The Impact of Budget Retrenchment*, June 1989.

Document de travail No. 4, *Le Rééquilibrage entre le secteur public et le secteur privé : le cas du Mexique*, par C.-A. Michalet, juin 1989.

Working Paper No. 5, *Rebalancing the Public and Private Sectors: The Case of Malaysia*, by R. Leeds, July 1989.

Working Paper No. 6, *Efficiency, Welfare Effects, and Political Feasibility of Alternative Antipoverty and Adjustment Programs*, by Alain de Janvry and Elisabeth Sadoulet, December 1989.

Document de travail No. 7, *Ajustement et distribution des revenus : application d'un modèle macro-micro au Maroc*, par Christian Morriçon, avec la collaboration de Sylvie Lambert et Akiko Suwa, décembre 1989.

Working Paper No. 8, *Emerging Maize Biotechnologies and their Potential Impact*, by W. Burt Sundquist, December 1989.

Document de travail No. 9, *Analyse des variables socio-culturelles et de l'ajustement en Côte d'Ivoire*, par W. Weekes-Vagliani, janvier 1990.

Working Paper No. 10, *A Financial Computable General Equilibrium Model for the Analysis of Ecuador's Stabilization Programs*, by André Fargeix and Elisabeth Sadoulet, February 1990.

Working Paper No. 11, *Macroeconomic Aspects, Foreign Flows and Domestic Savings Performance in Developing Countries: A "State of The Art" Report*, by Anand Chandavarkar, February 1990.

Working Paper No. 12, *Tax Revenue Implications of the Real Exchange Rate: Econometric Evidence from Korea and Mexico*, by Virginia Fierro and Helmut Reisen, February 1990.

Working Paper No. 13, *Agricultural Growth and Economic Development: The Case of Pakistan*, by Naved Hamid and Wouter Tims, April 1990.

Working Paper No. 14, *Rebalancing the Public and Private Sectors in Developing Countries: The Case of Ghana*, by H. Akuoko-Frimpong, June 1990.

Working Paper No. 15, *Agriculture and the Economic Cycle: An Economic and Econometric Analysis with Special Reference to Brazil*, by Florence Contré and Ian Goldin, June 1990.

Working Paper No. 16, *Comparative Advantage: Theory and Application to Developing Country Agriculture*, by Ian Goldin, June 1990.

Working Paper No. 17, *Biotechnology and Developing Country Agriculture: Maize in Brazil*, by Bernardo Sorj and John Wilkinson, June 1990.

Working Paper No. 18, *Economic Policies and Sectoral Growth: Argentina 1913-1984*, by Yair Mundlak, Domingo Cavallo, Roberto Domenech, June 1990.

Working Paper No. 19, *Biotechnology and Developing Country Agriculture: Maize In Mexico*, by Jaime A. Matus Gardea, Arturo Puente Gonzalez and Cristina Lopez Peralta, June 1990.

Working Paper No. 20, *Biotechnology and Developing Country Agriculture: Maize in Thailand*, by Suthad Setboonsarng, July 1990.

- Working Paper No. 21, *International Comparisons of Efficiency in Agricultural Production*, by Guillermo Flichmann, July 1990.
- Working Paper No. 22, *Unemployment in Developing Countries: New Light on an Old Problem*, by David Turnham and Denizhan Eröcal, July 1990.
- Working Paper No. 23, *Optimal Currency Composition of Foreign Debt: the Case of Five Developing Countries*, by Pier Giorgio Gawronski, August 1990.
- Working Paper No. 24, *From Globalization to Regionalization: the Mexican Case*, by Wilson Peres Núñez, August 1990.
- Working Paper No. 25, *Electronics and Development in Venezuela: A User-Oriented Strategy and its Policy Implications*, by Carlota Perez, October 1990.
- Working Paper No. 26, *The Legal Protection of Software: Implications for Latecomer Strategies in Newly Industrialising Economies (NIEs) and Middle-Income Economies (MIEs)*, by Carlos Maria Correa, October 1990.
- Working Paper No. 27, *Specialization, Technical Change and Competitiveness in the Brazilian Electronics Industry*, by Claudio R. Frischtak, October 1990.
- Working Paper No. 28, *Internationalization Strategies of Japanese Electronics Companies: Implications for Asian Newly Industrializing Economies (NIEs)*, by Bundo Yamada, October 1990.
- Working Paper No. 29, *The Status and an Evaluation of the Electronics Industry in Taiwan*, by Gee San, October 1990.
- Working Paper No. 30, *The Indian Electronics Industry: Current Status, Perspectives and Policy Options*, by Ghayur Alam, October 1990.
- Working Paper No. 31, *Comparative Advantage in Agriculture in Ghana*, by James Pickett and E. Shaeeldin, October 1990.
- Working Paper No. 32, *Debt Overhang, Liquidity Constraints and Adjustment Incentives*, by Bert Hofman and Helmut Reisen, October 1990.
- Working Paper No. 34, *Biotechnology and Developing Country Agriculture: Maize in Indonesia*, by Hidjat Nataatmadja *et al.*, January 1991.
- Working Paper No. 35, *Changing Comparative Advantage in Thai Agriculture*, by Ammar Siamwalla, Suthad Setboonsarmg and Prasong Werakarnjanapongs, March 1991.
- Working Paper No. 36, *Capital Flows and the External Financing of Turkey's Imports*, by Ziya Önis and Süleyman Özmucur, July 1991.
- Working Paper No. 37, *The External Financing of Indonesia's Imports*, by Glenn P. Jenkins and Henry B.F. Lim, July 1991.
- Working Paper No. 38, *Long-term Capital Reflow under Macroeconomic Stabilization in Latin America*, by Beatriz Armendariz de Aghion, July 1991.
- Working Paper No. 39, *Buybacks of LDC Debt and the Scope for Forgiveness*, by Beatriz Armendariz de Aghion, July 1991.
- Working Paper No. 40, *Measuring and Modelling Non-Tariff Distortions with Special Reference to Trade in Agricultural Commodities*, by Peter J. Lloyd, July 1991.
- Working Paper No. 41, *The Changing Nature of IMF Conditionality*, by Jacques J. Polak, August 1991.
- Working Paper No. 42, *Time-Varying Estimates on the Openness of the Capital Account in Korea and Taiwan*, by Helmut Reisen and Hélène Yèches, August 1991.
- Working Paper No. 43, *Toward a Concept of Development Agreements*, by F. Gerard Adams, August 1991.
- Document de travail No. 44, *Le Partage du fardeau entre les créanciers de pays débiteurs défaillants*, par Jean-Claude Berthélemy et Ann Vourc'h, septembre 1991.
- Working Paper No. 45, *The External Financing of Thailand's Imports*, by Supote Chunanunthathum, October 1991.
- Working Paper No. 46, *The External Financing of Brazilian Imports*, by Enrico Colombatto, with Elisa Luciano, Luca Gargiulo, Pietro Garibaldi and Giuseppe Russo, October 1991.
- Working Paper No. 47, *Scenarios for the World Trading System and their Implications for Developing Countries*, by Robert Z. Lawrence, November 1991.
- Working Paper No. 48, *Trade Policies in a Global Context: Technical Specifications of the Rural/Urban-North/South (RUNS) Applied General Equilibrium Model*, by Jean-Marc Burniaux and Dominique van der Mensbrugghe, November 1991.
- Working Paper No. 49, *Macro-Micro Linkages: Structural Adjustment and Fertilizer Policy in Sub-Saharan Africa*, by Jean-Marc Fontaine with the collaboration of Alice Sindzingre, December 1991.
- Working Paper No. 50, *Aggregation by Industry in General Equilibrium Models with International Trade*, by Peter J. Lloyd, December 1991.
- Working Paper No. 51, *Policy and Entrepreneurial Responses to the Montreal Protocol: Some Evidence from the Dynamic Asian Economies*, by David C. O'Connor, December 1991.
- Working Paper No. 52, *On the Pricing of LDC Debt: an Analysis Based on Historical Evidence from Latin America*, by Beatriz Armendariz de Aghion, February 1992.
- Working Paper No. 53, *Economic Regionalisation and Intra-Industry Trade: Pacific-Asian Perspectives*, by Kiichiro Fukasaku, February 1992.
- Working Paper No. 54, *Debt Conversions in Yugoslavia*, by Mojmir Mrak, February 1992.
- Working Paper No. 55, *Evaluation of Nigeria's Debt-Relief Experience (1985-1990)*, by N.E. Ogbe, March 1992.
- Document de travail No. 56, *L'Expérience de l'allègement de la dette du Mali*, par Jean-Claude Berthélemy, février 1992.
- Working Paper No. 57, *Conflict or Indifference: US Multinationals in a World of Regional Trading Blocs*, by Louis T. Wells, Jr., March 1992.
- Working Paper No. 58, *Japan's Rapidly Emerging Strategy Toward Asia*, by Edward J. Lincoln, April 1992.
- Working Paper No. 59, *The Political Economy of Stabilization Programmes in Developing Countries*, by Bruno S. Frey and Reiner Eichenberger, April 1992.

- Working Paper No. 60, *Some Implications of Europe 1992 for Developing Countries*, by Sheila Page, April 1992.
- Working Paper No. 61, *Taiwanese Corporations in Globalisation and Regionalisation*, by Gee San, April 1992.
- Working Paper No. 62, *Lessons from the Family Planning Experience for Community-Based Environmental Education*, by Winifred Weekes-Vagliani, April 1992.
- Working Paper No. 63, *Mexican Agriculture in the Free Trade Agreement: Transition Problems in Economic Reform*, by Santiago Levy and Sweder van Wijnbergen, May 1992.
- Working Paper No. 64, *Offensive and Defensive Responses by European Multinationals to a World of Trade Blocs*, by John M. Stopford, May 1992.
- Working Paper No. 65, *Economic Integration in the Pacific Region*, by Richard Drobnick, May 1992.
- Working Paper No. 66, *Latin America in a Changing Global Environment*, by Winston Fritsch, May 1992.
- Working Paper No. 67, *An Assessment of the Brady Plan Agreements*, by Jean-Claude Berthélemy and Robert Lensink, May 1992.
- Working Paper No. 68, *The Impact of Economic Reform on the Performance of the Seed Sector in Eastern and Southern Africa*, by Elizabeth Cromwell, June 1992.
- Working Paper No. 69, *Impact of Structural Adjustment and Adoption of Technology on Competitiveness of Major Cocoa Producing Countries*, by Emily M. Bloomfield and R. Antony Lass, June 1992.
- Working Paper No. 70, *Structural Adjustment and Moroccan Agriculture: an Assessment of the Reforms in the Sugar and Cereal Sectors*, by Jonathan Kydd and Sophie Thoyer, June 1992.
- Document de travail No. 71, *L'Allègement de la dette au Club de Paris : les évolutions récentes en perspective*, par Ann Vourc'h, juin 1992.
- Working Paper No. 72, *Biotechnology and the Changing Public/Private Sector Balance: Developments in Rice and Cocoa*, by Carliene Brenner, July 1992.
- Working Paper No. 73, *Namibian Agriculture: Policies and Prospects*, by Walter Elkan, Peter Amutenya, Jochbeth Andima, Robin Sherbourne and Eline van der Linden, July 1992.
- Working Paper No. 74, *Agriculture and the Policy Environment: Zambia and Zimbabwe*, by Doris J. Jansen and Andrew Rukovo, July 1992.
- Working Paper No. 75, *Agricultural Productivity and Economic Policies: Concepts and Measurements*, by Yair Mundlak, August 1992.
- Working Paper No. 76, *Structural Adjustment and the Institutional Dimensions of Agricultural Research and Development in Brazil: Soybeans, Wheat and Sugar Cane*, by John Wilkinson and Bernardo Sorj, August 1992.
- Working Paper No. 77, *The Impact of Laws and Regulations on Micro and Small Enterprises in Niger and Swaziland*, by Isabelle Joumard, Carl Liedholm and Donald Mead, September 1992.
- Working Paper No. 78, *Co-Financing Transactions between Multilateral Institutions and International Banks*, by Michel Bouchet and Amit Ghose, October 1992.
- Document de travail No. 79, *Allègement de la dette et croissance : le cas mexicain*, par Jean-Claude Berthélemy et Ann Vourc'h, octobre 1992.
- Document de travail No. 80, *Le Secteur informel en Tunisie : cadre réglementaire et pratique courante*, par Abderrahman Ben Zakour et Farouk Kria, novembre 1992.
- Working Paper No. 81, *Small-Scale Industries and Institutional Framework in Thailand*, by Naruemol Bunjongjit and Xavier Oudin, November 1992.
- Working Paper No. 81a, *Statistical Annex: Small-Scale Industries and Institutional Framework in Thailand*, by Naruemol Bunjongjit and Xavier Oudin, November 1992.
- Document de travail No. 82, *L'Expérience de l'allègement de la dette du Niger*, par Ann Vourc'h et Maina Boukar Moussa, novembre 1992.
- Working Paper No. 83, *Stabilization and Structural Adjustment in Indonesia: an Intertemporal General Equilibrium Analysis*, by David Roland-Holst, November 1992.
- Working Paper No. 84, *Striving for International Competitiveness: Lessons from Electronics for Developing Countries*, by Jan Maarten de Vet, March 1993.
- Document de travail No. 85, *Micro-entreprises et cadre institutionnel en Algérie*, par Hocine Benissad, mars 1993.
- Working Paper No. 86, *Informal Sector and Regulations in Ecuador and Jamaica*, by Emilio Klein and Victor E. Tokman, August 1993.
- Working Paper No. 87, *Alternative Explanations of the Trade-Output Correlation in the East Asian Economies*, by Colin I. Bradford Jr. and Naomi Chakwin, August 1993.
- Document de travail No. 88, *La Faisabilité politique de l'ajustement dans les pays africains*, par Christian Morisson, Jean-Dominique Lafay et Sébastien Dessus, novembre 1993.
- Working Paper No. 89, *China as a Leading Pacific Economy*, by Kiichiro Fukasaku and Mingyuan Wu, November 1993.
- Working Paper No. 90, *A Detailed Input-Output Table for Morocco, 1990*, by Maurizio Bussolo and David Roland-Holst, November 1993.
- Working Paper No. 91, *International Trade and the Transfer of Environmental Costs and Benefits*, by Hiro Lee and David Roland-Holst, December 1993.
- Working Paper No. 92, *Economic Instruments in Environmental Policy: Lessons from the OECD Experience and their Relevance to Developing Economies*, by Jean-Philippe Barde, January 1994.
- Working Paper No. 93, *What Can Developing Countries Learn from OECD Labour Market Programmes and Policies?*, by Åsa Sohlman with David Turnham, January 1994.

- Working Paper No. 94, *Trade Liberalization and Employment Linkages in the Pacific Basin*, by Hiro Lee and David Roland-Holst, February 1994.
- Working Paper No. 95, *Participatory Development and Gender: Articulating Concepts and Cases*, by Winifred Weekes-Vagliani, February 1994.
- Document de travail No. 96, *Promouvoir la maîtrise locale et régionale du développement : une démarche participative à Madagascar*, par Philippe de Rham et Bernard Lecomte, juin 1994.
- Working Paper No. 97, *The OECD Green Model: an Updated Overview*, by Hiro Lee, Joaquim Oliveira-Martins and Dominique van der Mensbrugghe, August 1994.
- Working Paper No. 98, *Pension Funds, Capital Controls and Macroeconomic Stability*, by Helmut Reisen and John Williamson, August 1994.
- Working Paper No. 99, *Trade and Pollution Linkages: Piecemeal Reform and Optimal Intervention*, by John Beghin, David Roland-Holst and Dominique van der Mensbrugghe, October 1994.
- Working Paper No. 100, *International Initiatives in Biotechnology for Developing Country Agriculture: Promises and Problems*, by Carliene Brenner and John Komen, October 1994.
- Working Paper No. 101, *Input-based Pollution Estimates for Environmental Assessment in Developing Countries*, by Sébastien Dessus, David Roland-Holst and Dominique van der Mensbrugghe, October 1994.
- Working Paper No. 102, *Transitional Problems from Reform to Growth: Safety Nets and Financial Efficiency in the Adjusting Egyptian Economy*, by Mahmoud Abdel-Fadil, December 1994.
- Working Paper No. 103, *Biotechnology and Sustainable Agriculture: Lessons from India*, by Ghayur Alam, December 1994.
- Working Paper No. 104, *Crop Biotechnology and Sustainability: a Case Study of Colombia*, by Luis R. Sanint, January 1995.
- Working Paper No. 105, *Biotechnology and Sustainable Agriculture: the Case of Mexico*, by José Luis Solleiro Rebolledo, January 1995.
- Working Paper No. 106, *Empirical Specifications for a General Equilibrium Analysis of Labor Market Policies and Adjustments*, by Andréa Maechler and David Roland-Holst, May 1995.
- Document de travail No. 107, *Les Migrants, partenaires de la coopération internationale : le cas des Maliens de France*, par Christophe Daum, juillet 1995.
- Document de travail No. 108, *Ouverture et croissance industrielle en Chine : étude empirique sur un échantillon de villes*, par Sylvie Démurger, septembre 1995.
- Working Paper No. 109, *Biotechnology and Sustainable Crop Production in Zimbabwe*, by John J. Woodend, December 1995.
- Document de travail No. 110, *Politiques de l'environnement et libéralisation des échanges au Costa Rica : une vue d'ensemble*, par Sébastien Dessus et Maurizio Bussolo, février 1996.
- Working Paper No. 111, *Grow Now/Clean Later, or the Pursuit of Sustainable Development?*, by David O'Connor, March 1996.
- Working Paper No. 112, *Economic Transition and Trade-Policy Reform: Lessons from China*, by Kiichiro Fukasaku and Henri-Bernard Solignac Lecomte, July 1996.
- Working Paper No. 113, *Chinese Outward Investment in Hong Kong: Trends, Prospects and Policy Implications*, by Yun-Wing Sung, July 1996.
- Working Paper No. 114, *Vertical Intra-industry Trade between China and OECD Countries*, by Lisbeth Hellvin, July 1996.
- Document de travail No. 115, *Le Rôle du capital public dans la croissance des pays en développement au cours des années 80*, par Sébastien Dessus et Rémy Herrera, juillet 1996.
- Working Paper No. 116, *General Equilibrium Modelling of Trade and the Environment*, by John Beghin, Sébastien Dessus, David Roland-Holst and Dominique van der Mensbrugghe, September 1996.
- Working Paper No. 117, *Labour Market Aspects of State Enterprise Reform in Viet Nam*, by David O'Connor, September 1996.
- Document de travail No. 118, *Croissance et compétitivité de l'industrie manufacturière au Sénégal*, par Thierry Latreille et Aristomène Varoudakis, octobre 1996.
- Working Paper No. 119, *Evidence on Trade and Wages in the Developing World*, by Donald J. Robbins, December 1996.
- Working Paper No. 120, *Liberalising Foreign Investments by Pension Funds: Positive and Normative Aspects*, by Helmut Reisen, January 1997.
- Document de travail No. 121, *Capital Humain, ouverture extérieure et croissance : estimation sur données de panel d'un modèle à coefficients variables*, par Jean-Claude Berthélemy, Sébastien Dessus et Aristomène Varoudakis, janvier 1997.
- Working Paper No. 122, *Corruption: The Issues*, by Andrew W. Goudie and David Stasavage, January 1997.
- Working Paper No. 123, *Outflows of Capital from China*, by David Wall, March 1997.
- Working Paper No. 124, *Emerging Market Risk and Sovereign Credit Ratings*, by Guillermo Larraín, Helmut Reisen and Julia von Maltzan, April 1997.
- Working Paper No. 125, *Urban Credit Co-operatives in China*, by Eric Girardin and Xie Ping, August 1997.
- Working Paper No. 126, *Fiscal Alternatives of Moving from Unfunded to Funded Pensions*, by Robert Holzmann, August 1997.
- Working Paper No. 127, *Trade Strategies for the Southern Mediterranean*, by Peter A. Petri, December 1997.
- Working Paper No. 128, *The Case of Missing Foreign Investment in the Southern Mediterranean*, by Peter A. Petri, December 1997.
- Working Paper No. 129, *Economic Reform in Egypt in a Changing Global Economy*, by Joseph Licari, December 1997.

- Working Paper No. 130, *Do Funded Pensions Contribute to Higher Aggregate Savings? A Cross-Country Analysis*, by Jeanine Bailliu and Helmut Reisen, December 1997.
- Working Paper No. 131, *Long-run Growth Trends and Convergence Across Indian States*, by Rayaprolu Nagaraj, Aristomène Varoudakis and Marie-Ange Véganzonès, January 1998.
- Working Paper No. 132, *Sustainable and Excessive Current Account Deficits*, by Helmut Reisen, February 1998.
- Working Paper No. 133, *Intellectual Property Rights and Technology Transfer in Developing Country Agriculture: Rhetoric and Reality*, by Carliene Brenner, March 1998.
- Working Paper No. 134, *Exchange-rate Management and Manufactured Exports in Sub-Saharan Africa*, by Khalid Sekkat and Aristomène Varoudakis, March 1998.
- Working Paper No. 135, *Trade Integration with Europe, Export Diversification and Economic Growth in Egypt*, by Sébastien Dessus and Akiko Suwa-Eisenmann, June 1998.
- Working Paper No. 136, *Domestic Causes of Currency Crises: Policy Lessons for Crisis Avoidance*, by Helmut Reisen, June 1998.
- Working Paper No. 137, *A Simulation Model of Global Pension Investment*, by Landis MacKellar and Helmut Reisen, August 1998.
- Working Paper No. 138, *Determinants of Customs Fraud and Corruption: Evidence from Two African Countries*, by David Stasavage and Cécile Daubrée, August 1998.
- Working Paper No. 139, *State Infrastructure and Productive Performance in Indian Manufacturing*, by Arup Mitra, Aristomène Varoudakis and Marie-Ange Véganzonès, August 1998.
- Working Paper No. 140, *Rural Industrial Development in Viet Nam and China: A Study in Contrasts*, by David O'Connor, September 1998.
- Working Paper No. 141, *Labour Market Aspects of State Enterprise Reform in China*, by Fan Gang, Maria Rosa Lunati and David O'Connor, October 1998.
- Working Paper No. 142, *Fighting Extreme Poverty in Brazil: The Influence of Citizens' Action on Government Policies*, by Fernanda Lopes de Carvalho, November 1998.
- Working Paper No. 143, *How Bad Governance Impedes Poverty Alleviation in Bangladesh*, by Rehman Sobhan, November 1998.
- Document de travail No. 144, *La libéralisation de l'agriculture tunisienne et l'Union européenne: une vue prospective*, par Mohamed Abdelbasset Chemingui et Sébastien Dessus, février 1999.
- Working Paper No. 145, *Economic Policy Reform and Growth Prospects in Emerging African Economies*, by Patrick Guillaumont, Sylviane Guillaumont Jeanneney and Aristomène Varoudakis, March 1999.
- Working Paper No. 146, *Structural Policies for International Competitiveness in Manufacturing: The Case of Cameroon*, by Ludvig Söderling, March 1999.
- Working Paper No. 147, *China's Unfinished Open-Economy Reforms: Liberalisation of Services*, by Kiichiro Fukasaku, Yu Ma and Qiumei Yang, April 1999.
- Working Paper No. 148, *Boom and Bust and Sovereign Ratings*, by Helmut Reisen and Julia von Maltzan, June 1999.
- Working Paper No. 149, *Economic Opening and the Demand for Skills in Developing Countries: A Review of Theory and Evidence*, by David O'Connor and Maria Rosa Lunati, June 1999.
- Working Paper No. 150, *The Role of Capital Accumulation, Adjustment and Structural Change for Economic Take-off: Empirical Evidence from African Growth Episodes*, by Jean-Claude Berthélemy and Ludvig Söderling, July 1999.
- Working Paper No. 151, *Gender, Human Capital and Growth: Evidence from Six Latin American Countries*, by Donald J. Robbins, September 1999.
- Working Paper No. 152, *The Politics and Economics of Transition to an Open Market Economy in Viet Nam*, by James Riedel and William S. Turley, September 1999.
- Working Paper No. 153, *The Economics and Politics of Transition to an Open Market Economy: China*, by Wing Thye Woo, October 1999.
- Working Paper No. 154, *Infrastructure Development and Regulatory Reform in Sub-Saharan Africa: The Case of Air Transport*, by Andrea E. Goldstein, October 1999.
- Working Paper No. 155, *The Economics and Politics of Transition to an Open Market Economy: India*, by Ashok V. Desai, October 1999.
- Working Paper No. 156, *Climate Policy Without Tears: CGE-Based Ancillary Benefits Estimates for Chile*, by Sébastien Dessus and David O'Connor, November 1999.
- Document de travail No. 157, *Dépenses d'éducation, qualité de l'éducation et pauvreté : l'exemple de cinq pays d'Afrique francophone*, par Katharina Michaelowa, avril 2000.
- Document de travail No. 158, *Une estimation de la pauvreté en Afrique subsaharienne d'après les données anthropométriques*, par Christian Morrisson, Hélène Guilmeau et Charles Linskens, mai 2000.
- Working Paper No. 159, *Converging European Transitions*, by Jorge Braga de Macedo, July 2000.
- Working Paper No. 160, *Capital Flows and Growth in Developing Countries: Recent Empirical Evidence*, by Marcelo Soto, July 2000.
- Working Paper No. 161, *Global Capital Flows and the Environment in the 21st Century*, by David O'Connor, July 2000.
- Working Paper No. 162, *Financial Crises and International Architecture: A "Eurocentric" Perspective*, by Jorge Braga de Macedo, August 2000.
- Document de travail No. 163, *Résoudre le problème de la dette : de l'initiative PPTE à Cologne*, par Anne Joseph, août 2000.

- Working Paper No. 164, *E-Commerce for Development: Prospects and Policy Issues*, by Andrea Goldstein and David O'Connor, September 2000.
- Working Paper No. 165, *Negative Alchemy? Corruption and Composition of Capital Flows*, by Shang-Jin Wei, October 2000.
- Working Paper No. 166, *The HIPC Initiative: True and False Promises*, by Daniel Cohen, October 2000.
- Document de travail No. 167, *Les facteurs explicatifs de la malnutrition en Afrique subsaharienne*, par Christian Morisson et Charles Linskens, octobre 2000.
- Working Paper No. 168, *Human Capital and Growth: A Synthesis Report*, by Christopher A. Pissarides, November 2000.
- Working Paper No. 169, *Obstacles to Expanding Intra-African Trade*, by Roberto Longo and Khalid Sekkat, March 2001.
- Working Paper No. 170, *Regional Integration In West Africa*, by Ernest Aryeetey, March 2001.
- Working Paper No. 171, *Regional Integration Experience in the Eastern African Region*, by Andrea Goldstein and Njuguna S. Ndung'u, March 2001.
- Working Paper No. 172, *Integration and Co-operation in Southern Africa*, by Carolyn Jenkins, March 2001.
- Working Paper No. 173, *FDI in Sub-Saharan Africa*, by Ludger Odenthal, March 2001
- Document de travail No. 174, *La réforme des télécommunications en Afrique subsaharienne*, par Patrick Plane, mars 2001.
- Working Paper No. 175, *Fighting Corruption in Customs Administration: What Can We Learn from Recent Experiences?*, by Irène Hors; April 2001.
- Working Paper No. 176, *Globalisation and Transformation: Illusions and Reality*, by Grzegorz W. Kolodko, May 2001.
- Working Paper No. 177, *External Solvency, Dollarisation and Investment Grade: Towards a Virtuous Circle?*, by Martin Grandes, June 2001.
- Document de travail No. 178, *Congo 1965-1999: Les espoirs déçus du « Brésil africain »*, par Joseph Maton avec Henri-Bernard Solignac Lecomte, septembre 2001.
- Working Paper No. 179, *Growth and Human Capital: Good Data, Good Results*, by Daniel Cohen and Marcelo Soto, September 2001.
- Working Paper No. 180, *Corporate Governance and National Development*, by Charles P. Oman, October 2001.
- Working Paper No. 181, *How Globalisation Improves Governance*, by Federico Bonaglia, Jorge Braga de Macedo and Maurizio Bussolo, November 2001.
- Working Paper No. 182, *Clearing the Air in India: The Economics of Climate Policy with Ancillary Benefits*, by Maurizio Bussolo and David O'Connor, November 2001.
- Working Paper No. 183, *Globalisation, Poverty and Inequality in sub-Saharan Africa: A Political Economy Appraisal*, by Yvonne M. Tsikata, December 2001.
- Working Paper No. 184, *Distribution and Growth in Latin America in an Era of Structural Reform: The Impact of Globalisation*, by Samuel A. Morley, December 2001.
- Working Paper No. 185, *Globalisation, Liberalisation, Poverty and Income Inequality in Southeast Asia*, by K.S. Jomo, December 2001.
- Working Paper No. 186, *Globalisation, Growth and Income Inequality: The African Experience*, by Steve Kayizzi-Mugerwa, December 2001.
- Working Paper No. 187, *The Social Impact of Globalisation in Southeast Asia*, by Mari Pangestu, December 2001.
- Working Paper No. 188, *Where Does Inequality Come From? Ideas and Implications for Latin America*, by James A. Robinson, December 2001.
- Working Paper No. 189, *Policies and Institutions for E-Commerce Readiness: What Can Developing Countries Learn from OECD Experience?*, by Paulo Bastos Tigre and David O'Connor, April 2002.
- Document de travail No. 190, *La réforme du secteur financier en Afrique*, par Anne Joseph, juillet 2002.
- Working Paper No. 191, *Virtuous Circles? Human Capital Formation, Economic Development and the Multinational Enterprise*, by Ethan B. Kapstein, August 2002.
- Working Paper No. 192, *Skill Upgrading in Developing Countries: Has Inward Foreign Direct Investment Played a Role?*, by Matthew J. Slaughter, August 2002.
- Working Paper No. 193, *Government Policies for Inward Foreign Direct Investment in Developing Countries: Implications for Human Capital Formation and Income Inequality*, by Dirk Willem te Velde, August 2002.
- Working Paper No. 194, *Foreign Direct Investment and Intellectual Capital Formation in Southeast Asia*, by Bryan K. Ritchie, August 2002.
- Working Paper No. 195, *FDI and Human Capital: A Research Agenda*, by Magnus Blomström and Ari Kokko, August 2002.
- Working Paper No. 196, *Knowledge Diffusion from Multinational Enterprises: The Role of Domestic and Foreign Knowledge-Enhancing Activities*, by Yasuyuki Todo and Koji Miyamoto, August 2002.
- Working Paper No. 197, *Why Are Some Countries So Poor? Another Look at the Evidence and a Message of Hope*, by Daniel Cohen and Marcelo Soto, October 2002.
- Working Paper No. 198, *Choice of an Exchange-Rate Arrangement, Institutional Setting and Inflation: Empirical Evidence from Latin America*, by Andreas Freytag, October 2002.
- Working Paper No. 199, *Will Basel II Affect International Capital Flows to Emerging Markets?*, by Beatrice Weder and Michael Wedow, October 2002.
- Working Paper No. 200, *Convergence and Divergence of Sovereign Bond Spreads: Lessons from Latin America*, by Martin Grandes, October 2002.
- Working Paper No. 201, *Prospects for Emerging-Market Flows amid Investor Concerns about Corporate Governance*, by Helmut Reisen, November 2002.

- Working Paper No. 202, *Rediscovering Education in Growth Regressions*, by Marcelo Soto, November 2002.
- Working Paper No. 203, *Incentive Bidding for Mobile Investment: Economic Consequences and Potential Responses*, by Andrew Charlton, January 2003.
- Working Paper No. 204, *Health Insurance for the Poor? Determinants of participation Community-Based Health Insurance Schemes in Rural Senegal*, by Johannes Jütting, January 2003.
- Working Paper No. 205, *China's Software Industry and its Implications for India*, by Ted Tschang, February 2003.
- Working Paper No. 206, *Agricultural and Human Health Impacts of Climate Policy in China: A General Equilibrium Analysis with Special Reference to Guangdong*, by David O'Connor, Fan Zhai, Kristin Aunan, Terje Berntsen and Haakon Vennemo, March 2003.
- Working Paper No. 207, *India's Information Technology Sector: What Contribution to Broader Economic Development?*, by Nirvikar Singh, March 2003.
- Working Paper No. 208, *Public Procurement: Lessons from Kenya, Tanzania and Uganda*, by Walter Odhiambo and Paul Kamau, March 2003.
- Working Paper No. 209, *Export Diversification in Low-Income Countries: An International Challenge after Doha*, by Federico Bonaglia and Kiichiro Fukasaku, June 2003.
- Working Paper No. 210, *Institutions and Development: A Critical Review*, by Johannes Jütting, July 2003.
- Working Paper No. 211, *Human Capital Formation and Foreign Direct Investment in Developing Countries*, by Koji Miyamoto, July 2003.
- Working Paper No. 212, *Central Asia since 1991: The Experience of the New Independent States*, by Richard Pomfret, July 2003.
- Working Paper No. 213, *A Multi-Region Social Accounting Matrix (1995) and Regional Environmental General Equilibrium Model for India (REGEMI)*, by Maurizio Bussolo, Mohamed Chemingui and David O'Connor, November 2003.
- Working Paper No. 214, *Ratings Since the Asian Crisis*, by Helmut Reisen, November 2003.
- Working Paper No. 215, *Development Redux: Reflections for a New Paradigm*, by Jorge Braga de Macedo, November 2003.
- Working Paper No. 216, *The Political Economy of Regulatory Reform: Telecoms in the Southern Mediterranean*, by Andrea Goldstein, November 2003.
- Working Paper No. 217, *The Impact of Education on Fertility and Child Mortality: Do Fathers Really Matter Less than Mothers?*, by Lucia Breierova and Esther Duflo, November 2003.
- Working Paper No. 218, *Float in Order to Fix? Lessons from Emerging Markets for EU Accession Countries*, by Jorge Braga de Macedo and Helmut Reisen, November 2003.
- Working Paper No. 219, *Globalisation in Developing Countries: The Role of Transaction Costs in Explaining Economic Performance in India*, by Maurizio Bussolo and John Whalley, November 2003.
- Working Paper No. 220, *Poverty Reduction Strategies in a Budget-Constrained Economy: The Case of Ghana*, by Maurizio Bussolo and Jeffery I. Round, November 2003.
- Working Paper No. 221, *Public-Private Partnerships in Development: Three Applications in Timor Leste*, by José Braz, November 2003.
- Working Paper No. 222, *Public Opinion Research, Global Education and Development Co-operation Reform: In Search of a Virtuous Circle*, by Ida Mc Donnell, Henri-Bernard Solignac Lecomte and Liam Wegimont, November 2003.
- Working Paper No. 223, *Building Capacity to Trade: What Are the Priorities?*, by Henry-Bernard Solignac Lecomte, November 2003.
- Working Paper No. 224, *Of Flying Geeks and O-Rings: Locating Software and IT Services in India's Economic Development*, by David O'Connor, November 2003.
- Document de travail No. 225, *Cap Vert: Gouvernance et Développement*, par Jaime Lourenço and Colm Foy, novembre 2003.
- Working Paper No. 226, *Globalisation and Poverty Changes in Colombia*, by Maurizio Bussolo and Jann Lay, November 2003.
- Working Paper No. 227, *The Composite Indicator of Economic Activity in Mozambique (ICAE): Filling in the Knowledge Gaps to Enhance Public-Private Partnership (PPP)*, by Roberto J. Tibana, November 2003.
- Working Paper No. 228, *Economic-Reconstruction in Post-Conflict Transitions: Lessons for the Democratic Republic of Congo (DRC)*, by Graciana del Castillo, November 2003.
- Working Paper No. 229, *Providing Low-Cost Information Technology Access to Rural Communities In Developing Countries: What Works? What Pays?* by Georg Caspary and David O'Connor, November 2003.
- Working Paper No. 230, *The Currency Premium and Local-Currency Denominated Debt Costs in South Africa*, by Martin Grandes, Marcel Peter and Nicolas Pinaud, December 2003.
- Working Paper No. 231, *Macroeconomic Convergence in Southern Africa: The Rand Zone Experience*, by Martin Grandes, December 2003.
- Working Paper No. 232, *Financing Global and Regional Public Goods through ODA: Analysis and Evidence from the OECD Creditor Reporting System*, by Helmut Reisen, Marcelo Soto and Thomas Weithöner, January 2004.
- Working Paper No. 233, *Land, Violent Conflict and Development*, by Nicolas Pons-Vignon and Henri-Bernard Solignac Lecomte, February 2004.
- Working Paper No. 234, *The Impact of Social Institutions on the Economic Role of Women in Developing Countries*, by Christian Morrisson and Johannes Jütting, May 2004.
- Document de travail No. 235, *La condition des femmes en Inde, Kenya, Soudan et Tunisie*, par Christian Morrisson, août 2004.
- Working Paper No. 236, *Decentralisation and Poverty in Developing Countries: Exploring the Impact*, by Johannes Jütting, Céline Kauffmann, Ida Mc Donnell, Holger Osterrieder, Nicolas Pinaud and Lucia Wegner, August 2004.
- Working Paper No. 237, *Natural Disasters and Adaptive Capacity*, by Jeff Dayton-Johnson, August 2004.

Working Paper No. 238, *Public Opinion Polling and the Millennium Development Goals*, by Jude Fransman, Alphonse L. MacDonnald, Ida Mc Donnell and Nicolas Pons-Vignon, October 2004.

Working Paper No. 239, *Overcoming Barriers to Competitiveness*, by Orsetta Causa and Daniel Cohen, December 2004.

Working Paper No. 240, *Extending Insurance? Funeral Associations in Ethiopia and Tanzania*, by Stefan Dercon, Tessa Bold, Joachim De Weerd and Alula Pankhurst, December 2004.

Working Paper No. 241, *Macroeconomic Policies: New Issues of Interdependence*, by Helmut Reisen, Martin Grandes and Nicolas Pinaud, January 2005.

Working Paper No. 242, *Institutional Change and its Impact on the Poor and Excluded: The Indian Decentralisation Experience*, by D. Narayana, January 2005.

Working Paper No. 243, *Impact of Changes in Social Institutions on Income Inequality in China*, by Hiroko Uchimura, May 2005.

Working Paper No. 244, *Priorities in Global Assistance for Health, AIDS and Population (HAP)*, by Landis MacKellar, June 2005.

Working Paper No. 245, *Trade and Structural Adjustment Policies in Selected Developing Countries*, by Jens Andersson, Federico Bonaglia, Kiichiro Fukasaku and Caroline Lesser, July 2005.

Working Paper No. 246, *Economic Growth and Poverty Reduction: Measurement and Policy Issues*, by Stephan Klasen, (September 2005).

Working Paper No. 247, *Measuring Gender (In)Equality: Introducing the Gender, Institutions and Development Data Base (GID)*,

by Johannes P. Jütting, Christian Morrisson, Jeff Dayton-Johnson and Denis Drechsler (March 2006).

Working Paper No. 248, *Institutional Bottlenecks for Agricultural Development: A Stock-Taking Exercise Based on Evidence from Sub-Saharan Africa* by Juan R. de Laiglesia, March 2006.

Working Paper No. 249, *Migration Policy and its Interactions with Aid, Trade and Foreign Direct Investment Policies: A Background Paper*, by Theodora Xenogiani, June 2006.

Working Paper No. 250, *Effects of Migration on Sending Countries: What Do We Know?* by Louka T. Katseli, Robert E.B. Lucas and Theodora Xengiani, June 2006.

Document de travail No. 251, *L'aide au développement et les autres flux nord-sud : complémentarité ou substitution ?*, par Denis Cogneau et Sylvie Lambert, juin 2006.